

360

MATAGORDA CO OFFICE BLDG.

MAKE CHECK PAYABLE TO: ✓ BAY CITY GAS P O BOX 1603 BAY CITY TX 77404-1603	SERVICE ADDRESS DEC 14 2022 2200 7TH ST / CMOB		ACCOUNT NUMBER <i>Inv</i> 36061-1010160001 / 11-30											
	SERVICE PERIOD 10/31/22 TO 11/30/22 ✓	BILLING DATE 12/08/22												
READ DATE(G) 11/30/22 METER NUM. 89915 PRES. READ ✓ 1930 PREV. READ ✓ 1589 TOTAL CCF 341	TOTAL CCF 		<table border="1"> <thead> <tr> <th>DESCRIPTION</th> <th>AMOUNT</th> </tr> </thead> <tbody> <tr> <td>BASIC SERVICE</td> <td>19.00</td> </tr> <tr> <td>GAS DELIVERY</td> <td>274.51</td> </tr> <tr> <td>COST OF GAS</td> <td>182.77</td> </tr> <tr> <td>THIS MONTH</td> <td>476.28</td> </tr> </tbody> </table>		DESCRIPTION	AMOUNT	BASIC SERVICE	19.00	GAS DELIVERY	274.51	COST OF GAS	182.77	THIS MONTH	476.28
DESCRIPTION	AMOUNT													
BASIC SERVICE	19.00													
GAS DELIVERY	274.51													
COST OF GAS	182.77													
THIS MONTH	476.28													
RECEIVED 		Approved County Auditor 		TOTAL NOW DUE 476.28										
010-54410-508 ✓		PENALTY AMOUNT 0.00		PAY THIS AMOUNT AFTER 12/20/2022 476.28										

5

MATAGORDA CO OFFICE BLDG.

MESSAGES

***** DUE DATE 12-20-22 *****

EMERGENCIES & AFTER HOURS CALL: 979-245-2311

ATTENTION: All bills are due by the 20th of the month. Accounts with unpaid balances after the 20th are subject to DISCONNECTION.

Help us maintain a safe gas system - report any suspected leaks to 979-245-2311 or to 911

TELEPHONE PAYMENT only at 1-877-273-3169.

ATTENTION: It may take up to 3 business days to process online payments.

Accounts with unpaid balances after the 20th may be assessed a \$45.00 fee and scheduled for disconnection. If disconnected, customers must come to the gas company office at 1100 6th to have service restored. Online payments will not restore service.

✓ P.O. Box 1189
Edna, TX 77957-1189
Edna (361) 771-4400
Bay City (979) 245-3029

370
DEC 14 2022



Office Hours:
Monday - Friday
8:00 a.m. - 5:00 p.m.

ACCOUNT #	ACCOUNT NAME	RATE	PCRF	BILL TYPE	SERVICE ADDRESS	TELEPHONE #
13415001	MATAGORDA CO PREC #2	41	0.087000	0	FM 457	(979) 863-7861

SERVICE PERIOD		NO. DAYS	READ TYPE	METER READING		METER NUMBER	MULT	KILOWATT USAGE	CHARGES
FROM	TO			PREVIOUS	PRESENT				
10/18/22	11/18/22	31	2	16452	16653	10296224	1	201	47.52

1 100W- HPS

42

PREVIOUS UNPAID BALANCE

TOTAL AMOUNT DUE

(CURRENT BILL DUE DATE DOES NOT APPLY TO PREVIOUS BALANCE DUE)

10.50

61.22

19.24

pd
Itaboa
ek # 10591

~~678-54470-613-246~~




RECEIVED

12/12/22

Approved
County Auditor
12/15/22

COMPARISONS	DAYS SERVICE	KWH USED	AVG. KWH/DAY	COST PER DAY	TOTAL NOW DUE		BILL IS DUE UPON RECEIPT
CURRENT BILLING PERIOD	31	201	6	1.53	CURRENT BILL PAST DUE AFTER	12/15/22	
PREVIOUS BILLING PERIOD	30	218	7	1.69	AFTER DUE DATE PAY		\$119.24
SAME PERIOD LAST YEAR	31	173	6	1.39			

Your Electricity Use Over The Last 13 Months



MERRY CHRISTMAS!

PAYMENT MUST BE RECEIVED BY 5PM ON THE DUE DATE

VISIT OUR WEBSITE AT: www.myjec.coop

DOWNLOAD THE JEC MOBILE APP FROM THE IOS APP STORE OR GOOGLE PLAY

Bill Type	Read Type
0 NORMAL	0 COMPUTER ESTIMATED
1 ESTIMATED	1 CONSUMER READ
2 MINIMUM ESTIMATED	2 COOP READ
3 MINIMUM	3 CHARGEABLE READ
4 FINAL	4 COOP READ - FIELD
5 PRORATED	5 NEW CONNECT
6 PRORATED MINIMUM	
7 BUDGET BILL	
8 WEATHERIZATION/CONTRACT	
9 WAITING TO BE BILLED	

Keep This Portion for your Records - Return Bottom Portion with Payment

✓ P.O. Box 1189
Edna, TX 77957-1189
Edna (361) 771-4400
Bay City (979) 245-3029

370
DEC 14 2022



Office Hours:
Monday - Friday
8:00 a.m. - 5:00 p.m.

ACCOUNT #	ACCOUNT NAME	RATE	PCRF	BILL TYPE	SERVICE ADDRESS	TELEPHONE #
13415002	MATAGORDA CO PREC #2	41	0.087000	0	St Lts Only	(979) 863-7861

SERVICE PERIOD		NO. DAYS	READ TYPE	METER READING		METER NUMBER	MULT	KILOWATT USAGE	CHARGES
FROM	TO			PREVIOUS	PRESENT				
10/18/22	11/18/22	31	0			0			0.00

1 100W- HPS	42	10.50
12 LED-100 W VANDAL PROOLF	504	126.00
9 TRANSFORMER	0	18.00
PREVIOUS UNPAID BALANCE		154.50
TOTAL AMOUNT DUE		309.00

(CURRENT BILL DUE DATE DOES NOT APPLY TO PREVIOUS BALANCE DUE)

pd.
11-21-22
ck# 105591

018-59410-673 286 ✓

RECEIVED
Kap 12/12/22

Approved
County Auditor
Kap 12/15/22
\$309.00

COMPARISONS	DAYS SERVICE	KWH USED	AVG. KWH/DAY	COST PER DAY	TOTAL NOW DUE		
CURRENT BILLING PERIOD	31	0	0	0	CURRENT BILL	12/15/22	BILL IS DUE UPON RECEIPT
PREVIOUS BILLING PERIOD	30	0	0	0	PAST DUE AFTER		
SAME PERIOD LAST YEAR	31	0	0	0	AFTER DUE DATE PAY		\$309.00

MERRY CHRISTMAS!
PAYMENT MUST BE RECEIVED BY 5PM ON THE DUE DATE

VISIT OUR WEBSITE AT: www.myjec.coop
DOWNLOAD THE JEC MOBILE APP FROM THE IOS APP STORE OR GOOGLE PLAY

- Bill Type**
- 0 NORMAL
 - 1 ESTIMATED
 - 2 MINIMUM ESTIMATED
 - 3 MINIMUM
 - 4 FINAL
 - 5 PRORATED
 - 6 PRORATED MINIMUM
 - 7 BUDGET BILL
 - 8 WEATHERIZATION/CONTRACT
 - 9 WAITING TO BE BILLED

- Read Type**
- 0 COMPUTER ESTIMATED
 - 1 CONSUMER READ
 - 2 COOP READ
 - 3 CHARGEABLE READ
 - 4 COOP READ - FIELD
 - 5 NEW CONNECT

✓ P.O. Box 1189
Edna, TX 77957-1189
Edna (361) 771-4400
Bay City (979) 245-3029

370
DEC 14 2022



Office Hours:
Monday - Friday
8:00 a.m. - 5:00 p.m.

ACCOUNT #	ACCOUNT NAME	RATE	PCRF	BILL TYPE	SERVICE ADDRESS	TELEPHONE #
13415004	MATAGORDA CO PREC #2	41	0.087000	0	112 CR 230	(979) 244-7609

SERVICE PERIOD		NO. DAYS	READ TYPE	METER READING		METER NUMBER	MULT	KILOWATT USAGE	CHARGES
FROM	TO			PREVIOUS	PRESENT				
10/18/22	11/18/22	31	2	5996	6039	10299044	1	43	29.82

PREVIOUS UNPAID BALANCE
TOTAL AMOUNT DUE
(CURRENT BILL DUE DATE DOES NOT APPLY TO PREVIOUS BALANCE DUE)

pd. - 30.66
11-18-22 60.48
ck#105591

616-89916-662 JEC ✓




RECEIVED

top 12/12/22

Approved
County Auditor
12/29/22

COMPARISONS	DAYS SERVICE	KWH USED	AVG. KWH/DAY	COST PER DAY	TOTAL NOW DUE		
CURRENT BILLING PERIOD	31	43	1	0.96	CURRENT BILL PAST DUE AFTER	12/15/22	BILL IS DUE UPON RECEIPT
PREVIOUS BILLING PERIOD	30	48	2	1.02			
SAME PERIOD LAST YEAR	31	14	0	0.85	AFTER DUE DATE PAY		\$60.48

Your Electricity Use Over The Last 13 Months



MERRY CHRISTMAS!
PAYMENT MUST BE RECEIVED BY 5PM ON THE DUE DATE

VISIT OUR WEBSITE AT: www.myjec.coop
DOWNLOAD THE JEC MOBILE APP FROM THE IOS APP STORE OR GOOGLE PLAY

- Bill Type
- 0 NORMAL
 - 1 ESTIMATED
 - 2 MINIMUM ESTIMATED
 - 3 MINIMUM
 - 4 FINAL
 - 5 PRORATED
 - 6 PRORATED MINIMUM
 - 7 BUDGET BILL
 - 8 WEATHERIZATION/CONTRACT
 - 9 WAITING TO BE BILLED

- Read Type
- 0 COMPUTER ESTIMATED
 - 1 CONSUMER READ
 - 2 COOP READ
 - 3 CHARGEABLE READ
 - 4 COOP READ - FIELD
 - 5 NEW CONNECT

✓ P.O. Box 1189
Edna, TX 77957-1189
Edna (361) 771-4400
Bay City (979) 245-3029



370
DEC 14 2022

Office Hours:
Monday - Friday
8:00 a.m. - 5:00 p.m.

ACCOUNT #	ACCOUNT NAME	RATE	PCRF	BILL TYPE	SERVICE ADDRESS	TELEPHONE #
13415005	MATAGORDA CO PREC #2	20	0.087000	0	FM 457 / Kitchen VFW	(979) 863-7861

SERVICE PERIOD		NO. DAYS	READ TYPE	METER READING		METER NUMBER	MULT	KILOWATT USAGE	CHARGES
FROM	TO			PREVIOUS	PRESENT				
10/18/22	11/18/22	31	2	28929	28930	10295975	1	1	30.12

2 1000W FLOOD LIGHT
1 TRANSFORMER
PREVIOUS UNPAID BALANCE
TOTAL AMOUNT DUE
(CURRENT BILL DUE DATE DOES NOT APPLY TO PREVIOUS BALANCE DUE)

800
0

59.50
2.00
91.62
183.24

pd
if it is
ok # 105591

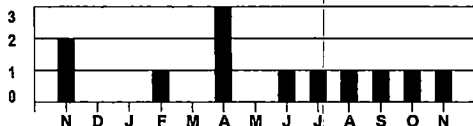
670-621410-613 2188 ✓

RECEIVED
162 12/12/22

Approved
County Auditor
12/9/22

COMPARISONS	DAYS SERVICE	KWH USED	AVG. KWH/DAY	COST PER DAY	TOTAL NOW DUE	
CURRENT BILLING PERIOD	31	1	0	0.97	CURRENT BILL PAST DUE AFTER	12/15/22
PREVIOUS BILLING PERIOD	30	1	0	1.00	BILL IS DUE UPON RECEIPT	
SAME PERIOD LAST YEAR	31	2	0	0.97	AFTER DUE DATE PAY	\$183.24

Your Electricity Use Over The Last 13 Months



MERRY CHRISTMAS!
PAYMENT MUST BE RECEIVED BY 5PM ON THE DUE DATE

VISIT OUR WEBSITE AT: www.myjec.coop
DOWNLOAD THE JEC MOBILE APP FROM THE IOS APP STORE OR GOOGLE PLAY

- Bill Type
- 0 NORMAL
 - 1 ESTIMATED
 - 2 MINIMUM ESTIMATED
 - 3 MINIMUM
 - 4 FINAL
 - 5 PRORATED
 - 6 PRORATED MINIMUM
 - 7 BUDGET BILL
 - 8 WEATHERIZATION/CONTRACT
 - 9 WAITING TO BE BILLED

- Read Type
- 0 COMPUTER ESTIMATED
 - 1 CONSUMER READ
 - 2 COOP READ
 - 3 CHARGEABLE READ
 - 4 COOP READ - FIELD
 - 5 NEW CONNECT

Keep This Portion for your Records - Return Bottom Portion with Payment

✓ P.O. Box 1189
Edna, TX 77957-1189
Edna (361) 771-4400
Bay City (979) 245-3029

3 TO
DEC 14 2022



Office Hours:
Monday - Friday
8:00 a.m. - 5:00 p.m.

ACCOUNT #	ACCOUNT NAME	RATE	PCRF	BILL TYPE	SERVICE ADDRESS	TELEPHONE #
13415006	MATAGORDA CO PREC #2	20	0.087000	0	VFW Hall	(979) 863-7861

SERVICE PERIOD		NO. DAYS	READ TYPE	METER READING		METER NUMBER	MULT	KILOWATT USAGE	CHARGES
FROM	TO			PREVIOUS	PRESENT				
10/18/22	11/18/22	31	2	70952	71672	10297354	1	720	104.24

PREVIOUS UNPAID BALANCE
TOTAL AMOUNT DUE
(CURRENT BILL DUE DATE DOES NOT APPLY TO PREVIOUS BALANCE DUE)

pd 100.20
ibatag 204.44
ck# 105391

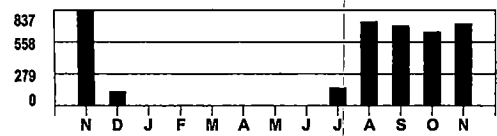
~~616 54416 613 288~~

RECEIVED
12/12/22

Approved
County Auditor
\$104.24
\$204.44

COMPARISONS	DAYS SERVICE	KWH USED	AVG. KWH/DAY	COST PER DAY	TOTAL NOW DUE		
CURRENT BILLING PERIOD	31	720	23	3.36	CURRENT BILL	12/15/22	BILL IS DUE UPON RECEIPT
PREVIOUS BILLING PERIOD	30	652	22	3.34	PAST DUE AFTER		
SAME PERIOD LAST YEAR	31	837	27	3.53	AFTER DUE DATE PAY		\$204.44

Your Electricity Use Over The Last 13 Months



MERRY CHRISTMAS!
PAYMENT MUST BE RECEIVED BY 5PM ON THE DUE DATE

VISIT OUR WEBSITE AT: www.myjec.coop
DOWNLOAD THE JEC MOBILE APP FROM THE IOS APP STORE OR GOOGLE PLAY

Bill Type

0	NORMAL
1	ESTIMATED
2	MINIMUM ESTIMATED
3	MINIMUM
4	FINAL
5	PRORATED
6	PRORATED MINIMUM
7	BUDGET BILL
8	WEATHERIZATION/CONTRACT
9	WAITING TO BE BILLED

Read Type

0	COMPUTER ESTIMATED
1	CONSUMER READ
2	COOP READ
3	CHARGEABLE READ
4	COOP READ - FIELD
5	NEW CONNECT

Keep This Portion for your Records - Return Bottom Portion with Payment

✓ P.O. Box 1189
Edna, TX 77957-1189
Edna (361) 771-4400
Bay City (979) 245-3029

370
DEC 14 2022



Office Hours:
Monday - Friday
8:00 a.m. - 5:00 p.m.

ACCOUNT #	ACCOUNT NAME	RATE	PCRF	BILL TYPE	SERVICE ADDRESS	TELEPHONE #
13415007	MATAGORDA CO PREC #2	20	0.087000	0	Library	(979) 863-7861

SERVICE PERIOD		NO. DAYS	READ TYPE	METER READING		METER NUMBER	MULT	KILOWATT USAGE	CHARGES
FROM	TO			PREVIOUS	PRESENT				
10/18/22	11/18/22	31	2	87168	87836	10297352	1	668	98.16

PREVIOUS UNPAID BALANCE
TOTAL AMOUNT DUE
(CURRENT BILL DUE DATE DOES NOT APPLY TO PREVIOUS BALANCE DUE)

pd 88.02
11/21/22 186.18
ck # 105391


~~610-64970-613-288~~ ✓

RECEIVED
12/12/22

Approved
County Auditor
\$186.18

COMPARISONS	DAYS SERVICE	KWH USED	AVG. KWH/DAY	COST PER DAY	TOTAL NOW DUE		
CURRENT BILLING PERIOD	31	668	22	3.17	CURRENT BILL	12/15/22	BILL IS DUE UPON RECEIPT
PREVIOUS BILLING PERIOD	30	553	18	2.93	PAST DUE AFTER		
SAME PERIOD LAST YEAR	31	393	13	1.96	AFTER DUE DATE PAY		\$186.18

Your Electricity Use Over The Last 13 Months



MERRY CHRISTMAS!
PAYMENT MUST BE RECEIVED BY 5PM ON THE DUE DATE

VISIT OUR WEBSITE AT: www.myjec.coop
DOWNLOAD THE JEC MOBILE APP FROM THE IOS APP STORE OR GOOGLE PLAY

- Bill Type
- 0 NORMAL
 - 1 ESTIMATED
 - 2 MINIMUM ESTIMATED
 - 3 MINIMUM
 - 4 FINAL
 - 5 PRORATED
 - 6 PRORATED MINIMUM
 - 7 BUDGET BILL
 - 8 WEATHERIZATION/CONTRACT
 - 9 WAITING TO BE RII IFD

- Read Type
- 0 COMPUTER ESTIMATED
 - 1 CONSUMER READ
 - 2 COOP READ
 - 3 CHARGEABLE READ
 - 4 COOP READ - FIELD
 - 5 NEW CONNECT

Keep This Portion for your Records - Return Bottom Portion with Payment

370

370



Office Hours:
Monday - Friday
8:00 a.m. - 5:00 p.m.

✓ P.O. Box 1189
Edna, TX 77957-1189
Edna (361) 771-4400
Bay City (979) 245-3029

DEC 14 2022

ACCOUNT #	ACCOUNT NAME	RATE	PCRF	BILL TYPE	SERVICE ADDRESS	TELEPHONE #
13416001	MATAGORDA COUNTY PCT 4	41	0.087000	0	Co Comm Pct Barn Hwy 35	(361) 588-6866

SERVICE PERIOD		NO. DAYS	READ TYPE	METER READING		METER NUMBER	MULT	KILOWATT USAGE	CHARGES
FROM	TO			PREVIOUS	PRESENT				
10/18/22	11/18/22	31	2	40726	41079	10329739	1	353	64.54

2 100W- HPS
PREVIOUS UNPAID BALANCE
 TOTAL AMOUNT DUE
 (CURRENT BILL DUE DATE DOES NOT APPLY TO PREVIOUS BALANCE DUE)

84
 21.00
 pd 1-28-22 ck# 105654 - 94.74
 180.28

CF Code 010-54410-615 K.H.

Approved County Auditor
 [Signature]

COMPARISONS	DAYS SERVICE	KWH USED	AVG. KWH/DAY	COST PER DAY	TOTAL NOW DUE		
CURRENT BILLING PERIOD	31	353	11	2.08	CURRENT BILL PAST DUE AFTER	12/15/22	BILL IS DUE UPON RECEIPT
PREVIOUS BILLING PERIOD	30	413	14	2.46			
SAME PERIOD LAST YEAR	31	480	15	2.43	AFTER DUE DATE PAY		\$180.28

8564

Your Electricity Use Over The Last 13 Months



MERRY CHRISTMAS!
PAYMENT MUST BE RECEIVED BY 5PM ON THE DUE DATE

VISIT OUR WEBSITE AT: www.myjec.coop
DOWNLOAD THE JEC MOBILE APP FROM THE IOS APP STORE OR GOOGLE PLAY

- Bill Type
- 0 NORMAL
 - 1 ESTIMATED
 - 2 MINIMUM ESTIMATED
 - 3 MINIMUM
 - 4 FINAL
 - 5 PRORATED
 - 6 PRORATED MINIMUM
 - 7 BUDGET BILL
 - 8 WEATHERIZATION/CONTRACT
 - 9 WAITING TO BE BILLED

- Read Type
- 0 COMPUTER ESTIMATED
 - 1 CONSUMER READ
 - 2 COOP READ
 - 3 CHARGEABLE READ
 - 4 COOP READ - FIELD
 - 5 NEW CONNECT

RECEIVED
DEC 09 2022

BY: [Signature]

Keep This Portion for your Records - Return Bottom Portion with Payment

✓ P.O. Box 1189
Edna, TX 77957-1189
Edna (361) 771-4400
Bay City (979) 245-3029

370
DEC 14 2022



370 20089

Office Hours:
Monday - Friday
8:00 a.m. - 5:00 p.m.

ACCOUNT #	ACCOUNT NAME	RATE	PCRF	BILL TYPE	SERVICE ADDRESS	TELEPHONE #			
13416002	MATAGORDA COUNTY PCT 4	41	0.087000	0	South Hwy 35	(361) 588-6866			
SERVICE PERIOD		NO. DAYS	READ TYPE	METER READING		METER NUMBER	MULT	KILOWATT USAGE	CHARGES
FROM	TO			PREVIOUS	PRESENT				
10/18/22	11/18/22	31	2	139051	140688	10329769	1	1637	208.35

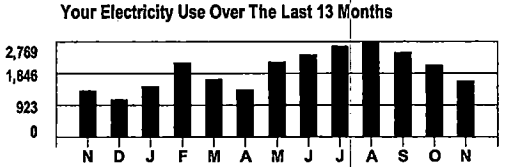
PREVIOUS UNPAID BALANCE
TOTAL AMOUNT DUE
(CURRENT BILL DUE DATE DOES NOT APPLY TO PREVIOUS BALANCE DUE)

pd 11-28-22 OK #108684 -271.86
480.21

CF
Code 010-54410-615 KH.

Approved
County Auditor
JH (97)

COMPARISONS	DAYS SERVICE	KWH USED	AVG. KWH/DAY	COST PER DAY	TOTAL NOW DUE		
CURRENT BILLING PERIOD	31	1637	53	6.72	CURRENT BILL PAST DUE AFTER 12/15/22 BILL IS DUE UPON RECEIPT		
PREVIOUS BILLING PERIOD	30	2092	70	9.06			
SAME PERIOD LAST YEAR	31	1350	44	5.38	AFTER DUE DATE PAY \$480.21		



MERRY CHRISTMAS!
PAYMENT MUST BE RECEIVED BY 5PM ON THE DUE DATE

VISIT OUR WEBSITE AT: www.myjec.coop
DOWNLOAD THE JEC MOBILE APP FROM THE IOS APP STORE OR GOOGLE PLAY

- Bill Type
- 0 NORMAL
 - 1 ESTIMATED
 - 2 MINIMUM ESTIMATED
 - 3 MINIMUM
 - 4 FINAL
 - 5 PRORATED
 - 6 PRORATED MINIMUM
 - 7 BUDGET BILL
 - 8 WEATHERIZATION/CONTRACT
 - 9 WAITING TO BE BILLED

- Read Type
- 0 COMPUTER ESTIMATED
 - 1 CONSUMER READ
 - 2 COOP READ
 - 3 CHARGEABLE READ
 - 4 COOP READ - FIELD
 - 5 NEW CONNECT

RECEIVED
DEC 19 2022
BY: JH

370

370

✓ P.O. Box 1189
Edna, TX 77957-1189
Edna (361) 771-4400
Bay City (979) 245-3029

DEC 14 2022



Office Hours:
Monday - Friday
8:00 a.m. - 5:00 p.m.

TPO-VFD 10-18 to 11-18-22 / Pct #4

ACCOUNT # 111822	ACCOUNT NAME	RATE	PCRF	BILL TYPE	SERVICE ADDRESS	TELEPHONE #
INV 25516001	TRES PALACIOS OAKS VOL	41	0.087000	0		(361) 484-6943

SERVICE PERIOD		NO. DAYS	READ TYPE	METER READING		METER NUMBER	MULT	KILOWATT USAGE	CHARGES
FROM	TO			PREVIOUS	PRESENT				
10/18/22	11/18/22	31	2	25983	26221	10299377	1	238	51.66

1 LED-100 W VANDAL PROOF	42	10.50
1 POLE	0	1.75
PREVIOUS UNPAID BALANCE	pd 11-28-22 OK# 105654 -	66.64
TOTAL AMOUNT DUE		130.55
(CURRENT BILL DUE DATE DOES NOT APPLY TO PREVIOUS BALANCE DUE)		

C.F.
Code 010-54410-615 K.H.


Approved
County Auditor
JF kg

COMPARISONS	DAYS SERVICE	KWH USED	AVG. KWH/DAY	COST PER DAY	TOTAL NOW DUE		
CURRENT BILLING PERIOD	31	238	8	1.67	CURRENT BILL PAST DUE AFTER	12/15/22	BILL IS DUE UPON RECEIPT
PREVIOUS BILLING PERIOD	30	249	8	1.81			
SAME PERIOD LAST YEAR	31	452	15	2.34	AFTER DUE DATE PAY		\$133.74

63.91

\$130.55

Your Electricity Use Over The Last 13 Months



MERRY CHRISTMAS!
PAYMENT MUST BE RECEIVED BY 5PM ON THE DUE DATE

VISIT OUR WEBSITE AT: www.myjec.coop
DOWNLOAD THE JEC MOBILE APP FROM THE IOS APP STORE OR GOOGLE PLAY

Bill Type	Read Type
0	NORMAL
1	ESTIMATED
2	MINIMUM ESTIMATED
3	MINIMUM
4	FINAL
5	PRORATED
6	PRORATED MINIMUM
7	BUDGET BILL
8	WEATHERIZATION/CONTRACT
9	WAITING TO BE BILLED

Read Type	Description
0	COMPUTER ESTIMATED
1	CONSUMER READ
2	COOP READ
3	CHARGEABLE READ
4	COOP READ - FIELD
5	NEW CONNECT

RECEIVED
DEC 09 2022
BY: JF

TXU
DEC 12 2022

VENDOR # 2149

ACCT# 100064844327

INV# 054503095162 INVOICE DATED 12/2/22 DESC OCT-NOV 22

ADDRESS	ESI ID	METER #	SERV.	DATES	TOTAL	DEPT #
18 BAYVIEW MATAGORDA (JP#2)	10032789403973976	119711668	10/18/22	11/15/22	\$ 36.06	010-54410-462
190 AVE F MARKHAM (JP#4)	10032789461015050	163788084	10/19/22	11/16/22	\$ 62.13	010-54410-464
2200 7TH ST (CMOB)	10032789456726070	558785152	10/04/22	11/01/22	\$ 2,424.73	010-54410-508
ODLTS 2200 7TH ST (CMOB)	10032789456726071	7007055012SD	10/04/22	11/01/22	\$ 30.32	010-54410-508
ODLTS 2200 7TH ST (CMOB)	10032789456726072	7007055046SD	10/04/22	11/01/22	\$ 20.37	010-54410-508
1700 7TH ST (COURTHOUSE)	10032789496308881	558026869	10/28/22	11/29/22	\$ 5,183.79	010-54410-510
2004 KILOWATT DR (COURTHOUSE)	10032789431907311	122239665			CUTOFF	010-54410-510
ODLTS 2004 KILOWATT (COURTHOUSE)	10032789495599911	7007151282SD			CUTOFF	010-54410-510
2323 AVE E (JAIL)	10032789405892400	558782187	10/28/22	11/29/22	\$ 3,206.00	010-54410-512
ODLTS 2323 AVE E (JAIL)	10032789405892401	7006958123SD	10/28/22	11/29/22	\$ 15.14	010-54410-512
405 COMMERCE PALACIOS (JAIL)	10032789440808411	119430885	10/20/22	11/17/22	\$ 302.30	010-54410-512
2308 AVE F (S.O.)	10032789485567631	558782938	10/28/22	11/29/22	\$ 850.16	010-54410-560
MATAGORDA (TRANSFER ST)	10032789494278861	119431822	10/14/22	11/13/22	\$ 8.16	010-54410-595
EL MATON UNIT P43 (TRANSFER ST)	10032789482241440	169715859	10/11/22	11/08/22	\$ 14.14	010-54410-595
2604 NICHOLS AVE/CO BARN (PCT#1)	10032789459112270	122240792	10/06/22	11/03/22	\$ 165.28	010-54410-612
ODLTS NICHOLS AVE (PCT#1)	10032789485513550	7007116623SD	10/10/22	11/07/22	\$ 88.99	010-54410-612
ODLTS NICHOLS AVE (PCT#1)	10032789485513551	7007116651SD	10/26/22	11/27/22	\$ 20.01	010-54410-612
ODLTS NICHOLS AVE (PCT#1)	10032789485513552	7007116680SD	10/26/22	11/27/22	\$ 40.76	010-54410-612
HWY 60 OUTDOOR LTS(PCT#1)	10032789423558520	7006982603SD	10/21/22	11/20/22	\$ 18.56	010-54410-612
ODLTS 3520 NICHOLS AVE (PCT#1)	10032789479928771	7005770635SD	10/06/22	11/03/22	\$ 10.14	010-54410-612
17817 WOOD PLEDGER COMM CTR(PCT#1)	1008901015815710800100	190851001	10/14/22	11/13/22	\$ 124.83	010-54410-612
FISHER ST MATAGORDA (PCT#2)	10032789414370120	122332798	10/17/22	11/15/22	\$ 67.06	010-54410-613
OLD MAGNOLA/MATAGORDA (PCT#2)	10032789419199850	7006973193SD	10/18/22	11/15/22	\$ 9.95	010-54410-613
ST LTS FISHER MATAGORDA (PCT#2)	10032789427542180	200527912	10/18/22	11/15/22	\$ 5.80	010-54410-613
115 LAUREL MATAGORDA (PCT#2)	10032789495257641	120726105	10/18/22	11/15/22	\$ 8.91	010-54410-613
OLD SCHOOL MATAGORDA/PCT#2	10032789417127397	148896249	10/18/22	11/15/22	\$ 6.26	010-54410-613
MATAGORDA FIREMAN'S HALL (PCT#2)	10032789446568110	122330875	10/18/22	11/15/22	\$ 197.67	010-54410-613
SELKIRK FIRE DEPT (PCT#2)	10032789427413670	122279171	10/17/22	11/14/22	\$ 69.53	010-54410-613
25000 SH 35 (PCT#3)	10032789453394875	120730531	10/11/22	11/08/22	\$ 70.62	010-54410-614
25000 SH 35 UNIT P7 (PCT#3)	10032789474945241	122240914	10/11/22	11/08/22	\$ 29.61	010-54410-614
ODLTS 25000 SH 35 (PCT#3)	10032789474945242	7005712552SD	10/11/22	11/08/22	\$ 80.21	010-54410-614
BLESSING BALLPRK W UNIT (PCT#4)	10032789402787491	558783656	10/28/22	11/29/22	\$ 440.22	010-54410-615
ODLTS BLESSING PRK (PCT#4)	10032789402787492	7006972189SD	10/28/22	11/29/22	\$ 138.74	010-54410-615
MIDFIELD COMM CTR (PCT#4)	10032789459047060	157104699	10/04/22	11/01/22	\$ 126.12	010-54410-615
ODLTS MIDFIELD COMM CTR (PCT#4)	10032789459047061	7007074246SD	10/04/22	11/01/22	\$ 9.95	010-54410-615
ODLTS MIDFIELD FIRE ST (PCT#4)	10032789461418841	7007068113SD	10/04/22	11/01/22	\$ 14.31	010-54410-615
190 AVE F MARKHAM ANNEX (PCT#4)	10032789426253880	157911497	10/19/22	11/16/22	\$ 23.58	010-54410-615

OR

TXU

ADDRESS	ESI ID	METER #	SERV.	DATES		DEPT #
BLESSING COMM CTR (PCT#4)	10032789461693260	161176296	10/28/22	11/29/22	\$ 220.82	010-54410-615
ST LTS BLESSING CC PAVILION (PCT#4)	10032789436470608	7005470886SD	10/26/22	11/27/22	\$ 18.56	010-54410-615
ODLTS BLESSING COMM CTR (PCT#4)	10032789461693261	7007074015SD	10/28/22	11/29/22	\$ 8.22	010-54410-615
MARKHAM COMM CTR (PCT#4)	10032789476839780	122330835	10/19/22	11/16/22	\$ 363.37	010-54410-615
ODLTS MARKHAM CC (PCT#4)	10032789476839781	7007105031OT	10/19/22	11/16/22	\$ 20.01	010-54410-615
HEFFINGER PRK LTS BLESSING (PCT#4)	10032789478079271	144074530	10/28/22	11/29/22	\$ 32.76	010-54410-615
ODLTS WATER WELL MIDFIELD (PCT#4)	10032789492176731	7007147859SD	10/04/22	11/01/22	\$ 14.89	010-54410-615
ODLTS BLESSING CC 932 (PCT#4)	10032789496744772	7007144530MV	10/27/22	11/28/22	\$ 13.67	010-54410-615
ODLTS BLESSING CC 935 (PCT#4)	10032789496744773	7005911722MV	10/27/22	11/28/22	\$ 47.15	010-54410-615
E END OF PRK BLESSING (PCT#4)	10032789497890130	119426810	10/28/22	11/29/22	\$ 9.27	010-54410-615
ST LTS BLESSING PRK (PCT#4)	10032789441468646	7005524968SD	10/26/22	11/27/22	\$ 41.93	010-54410-615
190 AVE F UNIT FIRESTATION MARKHAM (PCT#4)	10032789487564611	122291027	10/19/22	11/16/22	\$ 54.90	010-54410-615
RAWLS UNIT FIRESTATION MIDFIELD (PCT#4)	10032789433412700	136592656	10/04/22	11/01/22	\$ 295.96	010-54410-615
FM 521 PRK WADSWORTH (RIVER PRK)	10032789412055530	7006966354SD	10/18/22	11/15/22	\$ 52.88	010-54410-660
ODLTS FM 521 PRK WADSWORTH (RIVER PRK)	10032789420235651	7006991419SD	10/14/22	11/13/22	\$ 40.05	010-54410-660
ODLTS FM 521 PRK WADSWORTH (RIVER PRK)	10032789420235652	7005369954SD	10/14/22	11/13/22	\$ 20.01	010-54410-660
FM 521 PALACIOS (RIVER PARK)	10032789465240600	7005661310SD	10/12/22	11/09/22	\$ 20.05	010-54410-660
HOLDING PEN (FAIRGROUNDS)	10032789407891290	200574765	10/06/22	11/03/22	\$ 327.38	010-54410-661
CTR OF CARNIVAL (FAIRGROUNDS)	10032789419036321	125243718	10/06/22	11/03/22	\$ 26.51	010-54410-661
INDOOR ARENA (FAIRGROUNDS)	10032789419218250	592403229	10/06/22	11/03/22	\$ 1,276.93	010-54410-661
SHOW BARN/RV PARK (FAIRGROUNDS)	10032789443561762	590613354	10/06/22	11/03/22	\$ 338.63	010-54410-661
ODLTS HAMMAN RD (FAIRGROUNDS)	10032789443561763	7005516394SD	10/07/22	11/06/22	\$ 40.82	010-54410-661
OUTDOOR ARENA (FAIRGROUNDS)	10032789444026850	151900075	10/06/22	11/03/22	\$ 220.71	010-54410-661
HOME EC/MP BLDG (FAIRGROUNDS)	10032789474465420	558026845	10/06/22	11/03/22	\$ 429.39	010-54410-661
ODLTS NICHOLS RD (FAIRGROUNDS)	10032789480469090	7007112012SD	10/10/22	11/07/22	\$ 36.47	010-54410-661
FANS BACK OF ARENA (FAIRGROUNDS)	10032789499566851	119431781	10/06/22	11/03/22	\$ 174.21	010-54410-661
4511 FM 2668 UNIT 3 (FAIRGROUNDS)	10032789406762840	171155561	10/06/22	11/03/22	\$ 148.46	010-54410-661
FM 2668 UNIT 7 (FAIRGROUNDS)	10032789420166760	142588863	10/06/22	11/03/22	\$ 10.73	010-54410-661
ODLTS RIVERBEND MATAGORDA (MARINE)	10032789432664941	7006992918SD	10/18/22	11/15/22	\$ 20.01	010-54410-662
LATE PAYMENT PENALTY					\$ 5.78	010-54410-510
TOTAL:					\$18,250.94	

* 12-8-22 @ 9:06 talked w/Theresa about budget transfer.

APPROVED
COUNTY AUDITOR

DB Kap

RECEIVED
DEC 07 2022

BY: *DB*



Customer Name: MATAGORDA COUNTY
 Account Number: 100064844327
 Invoice Number: 054503095162
 Invoice Date: 12/02/2022

Account Summary

Previous Balance	Credits/Payments	Balance Forward	Current Charges	Amount Due	Due Date
\$18,735.65	\$0.00	\$18,735.65	\$18,250.94 ✓	\$36,986.59	01/02/2023

✓ck# 105598
 pd 11-21-22

See remaining pages for invoice details.

Customer Communications

RECEIVED
 DEC 07 2022

Shelly [Signature]

BY: *DB*

How to Contact Us

Account Service Manager
 Commercial Support Team
 Phone: (866) 898-3465
 Email: commercialsupport@txu.com
 Customer Service: 8:30AM - 5:30PM M-F

Power Outage Notification:
 American Electric Power - 1-866-223-8508
 CenterPoint Energy - 1-800-332-7143

REP Certificate: #10004

Please return this portion with your payment in the enclosed envelope. Make checks payable to TXU Energy. Do not include correspondence with your payment.

The TXU Energy AidSM program helps families in critical situations with bill payment assistance.

For Donations Only

One-time gift to TXU Energy AidSM program \$ _____
 Recurring monthly donation to TXU Energy AidSM program \$ _____

Account Number:
 100064844327

Amount Due	Due Date
\$36,986.59	01/02/2023

To ensure proper payment posting, please provide this number (100064844327) on all payments and send to the address directly below.



MATAGORDA COUNTY
 1700 7TH ST, RM 301
 BAY CITY TX 77414-5034



TXU ENERGY
 PO BOX 650638
 DALLAS, TX 75265-0638

21100064844327000369865900018735656



Customer Name: MATAGORDA COUNTY
 Account Number: 100064844327
 Invoice Number: 054503095162
 Invoice Date: 12/02/2022

Account Summary

ESI ID Facility ID	Service Address	Start Service End Service	kWh Actual kW/kVA	Commercial TDU Charges	Commercial Taxes TDU Taxes	Total Charges	Flag
10032789496308881	1700 7TH ST BAY CITY, TX 77414-5080	10/28/2022 11/29/2022	74,688 182	\$3,025.55 \$2,158.24	\$0.00 \$0.00	\$5,183.79	
10032789456726070	2200 7TH ST BAY CITY, TX 77414-5254	10/04/2022 11/01/2022	26,320 107	\$1,169.62 \$1,255.11	\$0.00 \$0.00	\$2,424.73	
10032789456726072	2200 7TH ST UNIT FL BAY CITY, TX 77414-5254	10/04/2022 11/01/2022	155 -	\$6.16 \$14.21	\$0.00 \$0.00	\$20.37	
10032789456726071	2200 7TH ST UNIT FL BAY CITY, TX 77414-5254	10/04/2022 11/01/2022	208 -	\$8.28 \$22.04	\$0.00 \$0.00	\$30.32	
10032789485513551	NICHOLS AVE UNIT 400FLD2 BAY CITY, TX 77414	10/26/2022 11/27/2022	155 -	\$6.03 \$13.98	\$0.00 \$0.00	\$20.01	
10032789405892401	2323 AVENUE E BAY CITY, TX 77414-6001	10/28/2022 11/29/2022	104 -	\$4.12 \$11.02	\$0.00 \$0.00	\$15.14	
10032789405892400	2323 AVENUE E BAY CITY, TX 77414-6001	10/28/2022 11/29/2022	50,880 94	\$2,058.27 \$1,147.73	\$0.00 \$0.00	\$3,206.00	
10032789485567631	2308 AVENUE F BAY CITY, TX 77414-6045	10/28/2022 11/29/2022	12,160 29	\$491.94 \$358.22	\$0.00 \$0.00	\$850.16	
10032789419218250	4511 FM 2668 UNIT 1 BAY CITY, TX 77414-3991	10/06/2022 11/03/2022	10,880 67	\$449.45 \$827.48	\$0.00 \$0.00	\$1,276.93	
10032789474465420	4511 FM 2668 UNIT 2 BAY CITY, TX 77414-3991	10/06/2022 11/03/2022	2,720 26	\$120.80 \$308.59	\$0.00 \$0.00	\$429.39	
10032789406782840	4511 FM 2668 UNIT 3 BAY CITY, TX 77414-3991	10/06/2022 11/03/2022	523 8	\$22.08 \$126.38	\$0.00 \$0.00	\$148.46	
10032789499586851	4511 FM 2668 UNIT 4 BAY CITY, TX 77414-3991	10/06/2022 11/03/2022	90 15	\$3.59 \$170.62	\$0.00 \$0.00	\$174.21	
10032789444026850	4511 FM 2668 UNIT 5 BAY CITY, TX 77414-3991	10/06/2022 11/03/2022	840 15	\$33.69 \$187.02	\$0.00 \$0.00	\$220.71	
10032789407891290	4511 FM 2668 UNIT 6 BAY CITY, TX 77414-3991	10/06/2022 11/03/2022	2,356 18	\$104.13 \$223.25	\$0.00 \$0.00	\$327.38	
10032789420166760	4511 FM 2668 UNIT 7 BAY CITY, TX 77414-3991	10/06/2022 11/03/2022	55 2	\$2.16 \$8.57	\$0.00 \$0.00	\$10.73	
10032789419036321	4511 FM 2668 UNIT 8 BAY CITY, TX 77414-3991	10/06/2022 11/03/2022	233 -	\$8.97 \$17.54	\$0.00 \$0.00	\$26.51	
10032789443561762	4511 FM 2668 UNIT 9 BAY CITY, TX 77414-3991	10/06/2022 11/03/2022	2,440 20	\$96.12 \$242.51	\$0.00 \$0.00	\$338.63	
10032789443561763	HAMMAN RD ODLT 400HPS AL BAY CITY, TX 77414	10/07/2022 11/06/2022	310 -	\$12.37 \$28.45	\$0.00 \$0.00	\$40.82	
10032789423558520	STATE HIGHWAY 60 STLG 250HPSA BAY CITY, TX 77414	10/21/2022 11/20/2022	104 -	\$4.04 \$14.52	\$0.00 \$0.00	\$18.56	
10032789459112270	2604 NICHOLS AVE BAY CITY, TX 77414-6958	10/06/2022 11/03/2022	1,609 9	\$76.93 \$88.35	\$0.00 \$0.00	\$165.28	
10032789479928771	3588 1/2 NICHOLS AVE BAY CITY, TX 77414-7383	10/06/2022 11/03/2022	57 -	\$2.26 \$7.88	\$0.00 \$0.00	\$10.14	
10032789485513550	NICHOLS AVE UNIT 250HPSA BAY CITY, TX 77414	10/10/2022 11/07/2022	520 -	\$20.75 \$68.24	\$0.00 \$0.00	\$88.99	
10032789485513552	NICHOLS AVE UNIT 400FLD1 BAY CITY, TX 77414	10/26/2022 11/27/2022	310 -	\$12.31 \$28.45	\$0.00 \$0.00	\$40.76	
10032789480469090	NICHOLS RD UNIT 250HPSA BAY CITY, TX 77414	10/10/2022 11/07/2022	208 -	\$8.31 \$28.16	\$0.00 \$0.00	\$36.47	
10032789461693261	FM 616 W BLESSING, TX 77419	10/28/2022 11/29/2022	39 -	\$1.51 \$6.71	\$0.00 \$0.00	\$8.22	
10032789402787492	FM 616 W STLG 250HPS BLESSING, TX 77419	10/28/2022 11/29/2022	832 -	\$32.35 \$106.39	\$0.00 \$0.00	\$138.74	



Customer Name: MATAGORDA COUNTY
Account Number: 100064844327
Invoice Number: 054503095162
Invoice Date: 12/02/2022

ESI ID Facility ID	Service Address	Start Service End Service	kWh Actual kW/kVA	Commercial TDU Charges	Commercial Taxes TDU Taxes	Total Charges	Flag
10032789459047061	110 JUNETTA ODLT 150HPS AL MIDFIELD, TX 77458	10/04/2022 11/01/2022	57 -	\$2.21 \$7.74	\$0.00 \$0.00	\$9.95	
10032789461418841	RAWLS ODL MIDFIELD, TX 77458	10/04/2022 11/01/2022	104 -	\$4.05 \$10.26	\$0.00 \$0.00	\$14.31	
10032789433412700	RAWLS UNIT FIRESTA MIDFIELD, TX 77458	10/04/2022 11/01/2022	2,999 12	\$130.32 \$165.64	\$0.00 \$0.00	\$295.96	
10032789441468848	955 STREETLIGHT STLG MIDFIELD, TX 77458	10/26/2022 11/27/2022	367 -	\$14.26 \$27.67	\$0.00 \$0.00	\$41.93	
10032789440808411	405 COMMERCE ST PALACIOS, TX 77465-5468	10/20/2022 11/17/2022	3,096 13	\$126.07 \$176.23	\$0.00 \$0.00	\$302.30	
10032789465240800	FM 521 ODLT 400HPS PALACIOS, TX 77465	10/12/2022 11/09/2022	155 -	\$6.07 \$13.98	\$0.00 \$0.00	\$20.05	
10032789474945242	25000 STATE HIGHWAY 35 S PALACIOS, TX 77465-1920	10/11/2022 11/08/2022	620 -	\$24.25 \$55.96	\$0.00 \$0.00	\$80.21	
10032789453394875	25000 STATE HIGHWAY 35 S UNIT OFFIC PALACIOS, TX 77465-1920	10/11/2022 11/08/2022	666 6	\$31.27 \$39.35	\$0.00 \$0.00	\$70.62	
10032789474945241	25000 STATE HIGHWAY 35 S UNIT P7 PALACIOS, TX 77465-1920	10/11/2022 11/08/2022	250 4	\$11.22 \$18.39	\$0.00 \$0.00	\$29.61	
1008901015815710800100	17817 WOOD PLEDGER, TX 77468-0000	10/14/2022 11/13/2022	243 12	\$10.50 \$114.33	\$0.00 \$0.00	\$124.83	
10032789412055530	FM 521 UNIT RR PARK WADSWORTH, TX 77483	10/18/2022 11/15/2022	312 -	\$12.12 \$40.76	\$0.00 \$0.00	\$52.88	
10032789420235651	2000 FM 521 ODLT 400HPS UNIT RR PARK WADSWORTH, TX 77483	10/14/2022 11/13/2022	310 -	\$12.06 \$27.99	\$0.00 \$0.00	\$40.05	
10032789420235652	2001 FM 521 ODLT 400HPS UNIT RR PARK WADSWORTH, TX 77483	10/14/2022 11/13/2022	155 -	\$6.03 \$13.98	\$0.00 \$0.00	\$20.01	

\$18,245.16

Flag Key
F - Final Bill
A - Adjusted Period
E - Estimated

Debits \$5.78

Current Charges \$18,250.94

Customer Name: MATAGORDA COUNTY
 Account Number: 100064844327
 Invoice Number: 054503095162
 Invoice Date: 12/02/2022

508

ESI ID Detail:

Service Address:
Product:

2200 7TH ST UNIT FL BAY CITY, TX 77414-5254
 Fixed Price

ESI ID: 10032789456726072

Meter ID	Days	Read Type	Previous Read Date	Previous Meter Read	Current Read Date	Current Meter Read	Multiplier	Usage (kWh)	Actual kW/kVA	Billed kW/kVA
7007055046SD	29	Actual	10/04/2022	0	11/01/2022	✓ 155	1.00	155	-	-
TOTAL								155	0	0

Electric Service Commercial

Service Period: 10/04/2022 to 11/01/2022 ✓

TXU Energy Fixed Price

Base Usage	155 kWh @	\$ 0.0377995	\$5.86
Other Charges - July Anc Serv			\$0.04
Other Charges - August Anc Serv			\$0.04
Market Securitization (Debt) Financing			\$0.09
PUC Assessment			\$0.01
Gross Receipts Reimb			\$0.12

Total Commercial Charges \$6.16

Electric Service Distribution

Service Period: 10/04/2022 to 11/01/2022

Outdoor Lighting - Facilities			\$5.26
Distribution System Charge	155 kWh @	\$ 0.0210968	\$3.27
Transmission Cost Recov Factor	155 kWh @	\$ 0.010129	\$1.57
Distribution Cost Recovery	155 kWh @	\$ 0.0081935	\$1.27
Transition Charge (TC3)	155 kWh @	\$ 0.0083226	\$1.29
Storm Recovery Charge	155 kWh @	\$ 0.0087097	\$1.35
Storm Recovery Tax Credit	155 kWh @	\$ 0.0005806	\$0.09 CR
Regulatory Asset Recovery	155 kWh @	\$ 0.0002581	\$0.04
PUC Assessment			\$0.02
Gross Receipts Reimb			\$0.23

Total Distribution Charges \$14.21

TOTAL CHARGES FOR ESI ID \$20.37 ✓



Customer Name: MATAGORDA COUNTY
 Account Number: 100064844327
 Invoice Number: 054503095162
 Invoice Date: 12/02/2022

508

ESI ID Detail:
 Service Address:
 Product:

2200 7TH ST UNIT FL BAY CITY, TX 77414-5254
 Fixed Price

ESI ID: 10032789456726071

Meter ID	Days	Read Type	Previous Read Date	Previous Meter Read	Current Read Date	Current Meter Read	Multiplier	Usage (kWh)	Actual kW/kVA	Billed kW/kVA
7007055012SD	29	Actual	10/04/2022	0	11/01/2022	✓ 208	1.00	208	-	-
TOTAL								208	0	0

Electric Service Commercial

Service Period: 10/04/2022 to 11/01/2022 ✓

TXU Energy Fixed Price

Base Usage	208 kWh @	\$ 0.0377995	\$7.86
Other Charges - July Anc Serv			\$0.05
Other Charges - August Anc Serv			\$0.06
Market Securitization (Debt) Financing			\$0.13
PUC Assessment			\$0.01
Gross Receipts Reimb			\$0.17

Total Commercial Charges \$8.28

Electric Service Distribution

Service Period: 10/04/2022 to 11/01/2022

Outdoor Lighting - Facilities			\$9.96
Distribution System Charge	208 kWh @	\$ 0.0210577	\$4.38
Transmission Cost Recov Factor	208 kWh @	\$ 0.0100962	\$2.10
Distribution Cost Recovery	208 kWh @	\$ 0.0082212	\$1.71
Transition Charge (TC3)	208 kWh @	\$ 0.0083173	\$1.73
Storm Recovery Charge	208 kWh @	\$ 0.00875	\$1.82
Storm Recovery Tax Credit	208 kWh @	\$ 0.0005769	\$0.12 CR
Regulatory Asset Recovery	208 kWh @	\$ 0.0002885	\$0.06
PUC Assessment			\$0.03
Gross Receipts Reimb			\$0.37

Total Distribution Charges \$22.04

TOTAL CHARGES FOR ESI ID \$30.32 ✓



Customer Name: MATAGORDA COUNTY
 Account Number: 100064844327
 Invoice Number: 054503095162
 Invoice Date: 12/02/2022

ESI ID Detail:

Service Address:
 Product:

512

2323 AVENUE E BAY CITY, TX 77414-6001
 Fixed Price

ESI ID: 10032789405892401

Meter ID	Days	Read Type	Previous Read Date	Previous Meter Read	Current Read Date	Current Meter Read	Multiplier	Usage (kWh)	Actual kW/kVA	Billed kW/kVA
7006958123SD	33	Actual	10/28/2022	0	11/29/2022	✓ 104	1.00	104	-	-
TOTAL								104	0	0

Electric Service Commercial

Service Period: 10/28/2022 to 11/29/2022 ✓

TXU Energy Fixed Price

Base Usage	104 kWh @	\$ 0.0377995	\$3.93
Other Charges - August Anc Serv			\$0.03
Market Securitization (Debt) Financing			\$0.07
PUC Assessment			\$0.01
Gross Receipts Relmb			\$0.08

Total Commercial Charges \$4.12

Electric Service Distribution

Service Period: 10/28/2022 to 11/29/2022

Outdoor Lighting - Facilities			\$4.98
Distribution System Charge	104 kWh @	\$ 0.0210577	\$2.19
Transmission Cost Recov Factor	104 kWh @	\$ 0.0100962	\$1.05
Distribution Cost Recovery	104 kWh @	\$ 0.0081731	\$0.85
Transition Charge (TC3)	104 kWh @	\$ 0.0083654	\$0.87
Storm Recovery Charge	104 kWh @	\$ 0.00875	\$0.91
Storm Recovery Tax Credit	104 kWh @	\$ 0.0005769	\$0.06 CR
Regulatory Asset Recovery	104 kWh @	\$ 0.0002885	\$0.03
PUC Assessment			\$0.02
Gross Receipts Relmb			\$0.18

Total Distribution Charges \$11.02

TOTAL CHARGES FOR ESI ID \$15.14 ✓



Customer Name: MATAGORDA COUNTY
 Account Number: 100064844327
 Invoice Number: 054503095162
 Invoice Date: 12/02/2022

ESI ID Detail:
 Service Address:
 Product:

560

2308 AVENUE F BAY CITY, TX 77414-6045
 Fixed Price

ESI ID: 1003278948567631

Meter ID	Days	Read Type	Previous Read Date	Previous Meter Read	Current Read Date	Current Meter Read	Multiplier	Usage (kWh)	Actual kW/kVA	Billed kW/kVA
558782938	33	Actual	10/28/2022	✓ 19,162	11/29/2022	19,314	80.00	12,160	29	29
TOTAL								12,160	29	29

Electric Service Commercial

Service Period: 10/28/2022 to 11/29/2022 ✓

TXU Energy Fixed Price

Base Usage	12,160 kWh @	\$ 0.0377995	\$459.84
Other Charges - August Anc Serv			\$12.61
Market Securitization (Debt) Financing			\$9.07
PUC Assessment			\$0.81
Gross Receipts Reimb			\$9.81

Total Commercial Charges \$491.94

Electric Service Distribution

Service Period: 10/28/2022 to 11/29/2022

Base Charge			\$2.02
Meter Charge			\$12.67
Distribution System Charge	29 kW @	\$ 4.869	\$141.20
Transmission Cost Recov Factor	29 kW @	\$ 4.174454	\$121.06
Distribution Cost Recovery	29 kW @	\$ 0.925306	\$26.83
Transition Charge (TC3)	29.3 kW @	\$ 0.794383	\$23.28
Storm Recovery Charge	29.3 kW @	\$ 0.318255	\$9.32
Storm Recovery Tax Credit	29.3 kW @	\$ 0.020105	\$0.59 CR
Regulatory Asset Recovery	29 kW @	\$ 0.052535	\$1.52
Energy Efficiency	12,160 kWh @	\$ 0.001142	\$13.89
PUC Assessment			\$0.53
Gross Receipts Reimb			\$6.49

Total Distribution Charges \$358.22

TOTAL CHARGES FOR ESI ID \$850.16



Customer Name: MATAGORDA COUNTY
 Account Number: 100064844327
 Invoice Number: 054503095162
 Invoice Date: 12/02/2022

ESI ID Detail:

661

Service Address:
 Product:

4511 FM 2668 UNIT 2 BAY CITY, TX 77414-3991
 Fixed Price

ESI ID: 10032789474465420

Meter ID	Days	Read Type	Previous Read Date	Previous Meter Read	Current Read Date	Current Meter Read	Multiplier	Usage (kWh)	Actual kW/kVA	Billed kW/kVA
558026845	29	Actual	10/06/2022	✓ 4,505	11/03/2022	4,539	80.00	2,720	26	25
TOTAL								2,720	26	25

Electric Service Commercial

Service Period: 10/06/2022 to 11/03/2022 ✓

TXU Energy Fixed Price

Base Usage	2,720 kWh @	\$ 0.0377995	\$102.81
Other Charges - July Anc Serv			\$12.79
Other Charges - August Anc Serv			\$3.38
Market Securitization (Debt) Financing			\$1.62
PUC Assessment			\$0.20

Total Commercial Charges \$120.80

Electric Service Distribution

Service Period: 10/06/2022 to 11/03/2022

Base Charge		\$2.02
Meter Charge		\$12.67
Distribution System Charge	25.4 kW @	\$ 4.869 \$123.67
Transmission Cost Recov Factor	25.4 kW @	\$ 4.174454 \$106.03
Distribution Cost Recovery	25.4 kW @	\$ 0.925306 \$23.50
Transition Charge (TC3)	2,720 kWh @	\$ 0.008341 \$22.69
Storm Recovery Charge	44 kW @	\$ 0.318255 \$14.00
Storm Recovery Tax Credit	44 kW @	\$ 0.020105 \$0.88 CR
Regulatory Asset Recovery	25.4 kW @	\$ 0.052535 \$1.33
Energy Efficiency	2,720 kWh @	\$ 0.001142 \$3.11
PUC Assessment		\$0.45

Total Distribution Charges \$308.59

TOTAL CHARGES FOR ESI ID \$429.39 ✓



Customer Name: MATAGORDA COUNTY
 Account Number: 100064844327
 Invoice Number: 054503095162
 Invoice Date: 12/02/2022

ESI ID Detail:

Service Address:
 Product:

4511 FM 2668 UNIT 4 BAY CITY, TX 77414-3991
 Fixed Price

ESI ID: 10032789499566851

6661

Meter ID	Days	Read Type	Previous Read Date	Previous Meter Read	Current Read Date	Current Meter Read	Multiplier	Usage (kWh)	Actual kW/kVA	Billed kW/kVA
119431781	29	Actual	10/06/2022	✓ 20,245	11/03/2022	20,335	1.00	90	15	15
TOTAL								90	15	15

Electric Service Commercial

Service Period: 10/06/2022 to 11/03/2022 ✓

TXU Energy Fixed Price

Base Usage	90 kWh @	\$ 0.0377995	\$3.40
Other Charges - August Anc Serv			\$0.09
Other Charges - July Anc Serv			\$0.04
Market Securitization (Debt) Financing			\$0.05
PUC Assessment			\$0.01

Total Commercial Charges \$3.59

Electric Service Distribution

Service Period: 10/06/2022 to 11/03/2022

Base Charge			\$2.02
Meter Charge			\$12.67
Distribution System Charge	15 kW @	\$ 4.869	\$73.04
Transmission Cost Recov Factor	15 kW @	\$ 4.174454	\$62.62
Distribution Cost Recovery	15 kW @	\$ 0.925306	\$13.88
Transition Charge (TC3)	90 kWh @	\$ 0.008341	\$0.75
Storm Recovery Charge	15 kW @	\$ 0.318255	\$4.77
Storm Recovery Tax Credit	15 kW @	\$ 0.020105	\$0.30 CR
Regulatory Asset Recovery	15 kW @	\$ 0.052535	\$0.79
Energy Efficiency	90 kWh @	\$ 0.001142	\$0.10
PUC Assessment			\$0.28

Total Distribution Charges \$170.62

TOTAL CHARGES FOR ESI ID \$174.21 ✓



Customer Name: MATAGORDA COUNTY
 Account Number: 100064844327
 Invoice Number: 054503095162
 Invoice Date: 12/02/2022

ESI ID Detail:

Service Address:
 Product:

661

4511 FM 2668 UNIT 6 BAY CITY, TX 77414-3991
 Fixed Price

ESI ID: 10032789407891290

Meter ID	Days	Read Type	Previous Read Date	Previous Meter Read	Current Read Date	Current Meter Read	Multiplier	Usage (kWh)	Actual kW/kVA	Billed kW/kVA
200574765	29	Actual	10/06/2022	✓ 25,711	11/03/2022	28,067	1.00	2,356	18	18
TOTAL								2,356	18	18

Electric Service Commercial

Service Period: 10/06/2022 to 11/03/2022 ✓

TXU Energy Fixed Price

Base Usage	2,356 kWh @	\$ 0.0377995	\$89.06
Other Charges - July Anc Serv			\$11.12
Other Charges - August Anc Serv			\$2.37
Market Securitization (Debt) Financing			\$1.41
PUC Assessment			\$0.17

Total Commercial Charges \$104.13

Electric Service Distribution

Service Period: 10/06/2022 to 11/03/2022

Base Charge			\$2.02
Meter Charge			\$12.67
Distribution System Charge	17.7 kW @	\$ 4.869	\$86.18
Transmission Cost Recov Factor	17.7 kW @	\$ 4.174454	\$73.89
Distribution Cost Recovery	17.7 kW @	\$ 0.925306	\$16.38
Transition Charge (TC3)	2,356 kWh @	\$ 0.008341	\$19.65
Storm Recovery Charge	28.6 kW @	\$ 0.318255	\$9.10
Storm Recovery Tax Credit	28.6 kW @	\$ 0.020105	\$0.58 CR
Regulatory Asset Recovery	17.7 kW @	\$ 0.052535	\$0.93
Energy Efficiency	2,356 kWh @	\$ 0.001142	\$2.69
PUC Assessment			\$0.32

Total Distribution Charges \$223.25

TOTAL CHARGES FOR ESI ID \$327.38 ✓



Customer Name: MATAGORDA COUNTY
 Account Number: 100064844327
 Invoice Number: 054503095162
 Invoice Date: 12/02/2022

ESI ID Detail:

Service Address:
 Product:

661

4511 FM 2668 UNIT 8 BAY CITY, TX 77414-3991
 Fixed Price

ESI ID: 10032789419036321

Meter ID	Days	Read Type	Previous Read Date	Previous Meter Read	Current Read Date	Current Meter Read	Multiplier	Usage (kWh)	Actual kW/kVA	Billed kW/kVA
125243718	29	Actual	10/06/2022	✓ 11,467	11/03/2022	11,700	1.00	233	-	-
TOTAL								233	0	0

Electric Service Commercial

Service Period: 10/06/2022 to 11/03/2022 ✓

TXU Energy Fixed Price

Base Usage	233 kWh @	\$ 0.0377995	\$8.81
Other Charges - July Anc Serv			\$0.01
Market Securitization (Debt) Financing			\$0.14
PUC Assessment			\$0.01

Total Commercial Charges \$8.97

Electric Service Distribution

Service Period: 10/06/2022 to 11/03/2022

Base Charge			\$1.40
Meter Charge			\$4.39
Distribution System Charge	233 kWh @	\$ 0.021093	\$4.91
Transmission Cost Recov Factor	233 kWh @	\$ 0.010116	\$2.36
Distribution Cost Recovery	233 kWh @	\$ 0.008217	\$1.91
Transition Charge (TC3)	233 kWh @	\$ 0.008341	\$1.94
Storm Recovery Charge	233 kWh @	\$ 0.001446	\$0.34
Storm Recovery Tax Credit	233 kWh @	\$ 0.0001	\$0.02 CR
Regulatory Asset Recovery	233 kWh @	\$ 0.000171	\$0.04
Energy Efficiency	233 kWh @	\$ 0.001042	\$0.24
PUC Assessment			\$0.03

Total Distribution Charges \$17.54

TOTAL CHARGES FOR ESI ID: \$26.51 ✓

000000-14 PSE



Customer Name: MATAGORDA COUNTY
 Account Number: 100064844327
 Invoice Number: 054503095162
 Invoice Date: 12/02/2022

ESI ID Detail:

Service Address:
 Product:

661

HAMMAN RD ODLT 400HPS AL BAY CITY, TX 77414
 Fixed Price

ESI ID: 10032789443561763

Meter ID	Days	Read Type	Previous Read Date	Previous Meter Read	Current Read Date	Current Meter Read	Multiplier	Usage (kWh)	Actual kW/kVA	Billed kW/kVA
7005516394SD	31	Actual	10/07/2022	0	11/06/2022	✓ 310	1.00	310	-	-
TOTAL								310	0	0

Electric Service Commercial

Service Period: 10/07/2022 to 11/06/2022 ✓

TXU Energy Fixed Price

Base Usage	310 kWh @	\$ 0.0377995	\$11.72
Other Charges - August Anc Serv			\$0.08
Other Charges - July Anc Serv			\$0.07
Market Securitization (Debt) Financing			\$0.23
PUC Assessment			\$0.02
Gross Receipts Reimb			\$0.25

Total Commercial Charges \$12.37

Electric Service Distribution

Service Period: 10/07/2022 to 11/06/2022

Outdoor Lighting - Facilities			\$10.52
Distribution System Charge	310 kWh @	\$ 0.0210968	\$6.54
Transmission Cost Recov Factor	310 kWh @	\$ 0.010129	\$3.14
Distribution Cost Recovery	310 kWh @	\$ 0.0082258	\$2.55
Transition Charge (TC3)	310 kWh @	\$ 0.0083548	\$2.59
Storm Recovery Charge	310 kWh @	\$ 0.0087419	\$2.71
Storm Recovery Tax Credit	310 kWh @	\$ 0.0005806	\$0.18 CR
Regulatory Asset Recovery	310 kWh @	\$ 0.0002581	\$0.08
PUC Assessment			\$0.04
Gross Receipts Reimb			\$0.46

Total Distribution Charges \$28.45

TOTAL CHARGES FOR ESI ID \$40.82 ✓



Customer Name: MATAGORDA COUNTY
 Account Number: 100064844327
 Invoice Number: 054503095162
 Invoice Date: 12/02/2022

ESI ID Detail:
 Service Address:
 Product:

612

2604 NICHOLS AVE BAY CITY, TX 77414-6958
 Fixed Price

ESI ID: 10032789459112270

Meter ID	Days	Read Type	Previous Read Date	Previous Meter Read	Current Read Date	Current Meter Read	Multiplier	Usage (kWh)	Actual kW/kVA	Billed kW/kVA
122240792	29	Actual	10/06/2022	✓ 200,836	11/03/2022	202,445	1.00	1,609	9	0
TOTAL								1,609	9	0

Electric Service Commercial

Service Period: 10/06/2022 to 11/03/2022 ✓

TXU Energy Fixed Price

Base Usage	1,609 kWh @	\$ 0.0377995	\$60.82
Other Charges - July Anc Serv			\$10.86
Other Charges - August Anc Serv			\$2.63
Market Securitization (Debt) Financing			\$0.96
PUC Assessment			\$0.13
Gross Receipts Reimb			\$1.53

Total Commercial Charges \$76.93

Electric Service Distribution

Service Period: 10/06/2022 to 11/03/2022

Base Charge			\$1.40
Meter Charge			\$4.39
Distribution System Charge	1,609 kWh @	\$ 0.021093	\$33.94
Transmission Cost Recov Factor	1,609 kWh @	\$ 0.010116	\$16.28
Distribution Cost Recovery	1,609 kWh @	\$ 0.008217	\$13.22
Transition Charge (TC3)	1,609 kWh @	\$ 0.008341	\$13.42
Storm Recovery Charge	1,609 kWh @	\$ 0.001446	\$2.33
Storm Recovery Tax Credit	1,609 kWh @	\$ 0.0001	\$0.16 CR
Regulatory Asset Recovery	1,609 kWh @	\$ 0.000171	\$0.28
Energy Efficiency	1,609 kWh @	\$ 0.001042	\$1.68
PUC Assessment			\$0.12
Gross Receipts Reimb			\$1.45

Total Distribution Charges \$88.35

TOTAL CHARGES FOR ESI ID \$165.28 ✓



Customer Name: MATAGORDA COUNTY
 Account Number: 100064844327
 Invoice Number: 054503095162
 Invoice Date: 12/02/2022

ESI ID Detail:

662

Service Address:
 Product:

NICHOLS AVE UNIT 250HPSA BAY CITY, TX 77414
 Fixed Price

ESI ID: 10032789485513550

Meter ID	Days	Read Type	Previous Read Date	Previous Meter Read	Current Read Date	Current Meter Read	Multiplier	Usage (kWh)	Actual kW/kVA	Billed kW/kVA
7007116623SD	29	Actual	10/10/2022	0	11/07/2022	✓ 520	1.00	520	-	-
TOTAL								520	0	0

Electric Service Commercial

Service Period: 10/10/2022 to 11/07/2022 ✓

TXU Energy Fixed Price

Base Usage	520 kWh @	\$ 0.0377995	\$19.66
Other Charges - July Anc Serv			\$0.12
Other Charges - August Anc Serv			\$0.14
Market Securitization (Debt) Financing			\$0.39
PUC Assessment			\$0.03
Gross Receipts Reimb			\$0.41

Total Commercial Charges \$20.75

Electric Service Distribution

Service Period: 10/10/2022 to 11/07/2022

Base Charge			\$1.40
Street Lighting - Facilities			\$38.30
Distribution System Charge	520 kWh @	\$ 0.0210962	\$10.97
Transmission Cost Recov Factor	520 kWh @	\$ 0.0101154	\$5.26
Distribution Cost Recovery	520 kWh @	\$ 0.0082115	\$4.27
Transition Charge (TC3)	520 kWh @	\$ 0.0044808	\$2.33
Storm Recovery Charge	520 kWh @	\$ 0.0087308	\$4.54
Storm Recovery Tax Credit	520 kWh @	\$ 0.0005577	\$0.29 CR
Regulatory Asset Recovery	520 kWh @	\$ 0.0002692	\$0.14
PUC Assessment			\$0.10
Gross Receipts Reimb			\$1.22

Total Distribution Charges \$68.24

TOTAL CHARGES FOR ESI ID \$88.99 ✓



Customer Name: MATAGORDA COUNTY
 Account Number: 100064844327
 Invoice Number: 054503095162
 Invoice Date: 12/02/2022

ESI ID Detail:
 Service Address:
 Product:

661

NICHOLS RD UNIT 250HPSA BAY CITY, TX 77414
 Fixed Price

ESI ID: 10032789480489090

Meter ID	Days	Read Type	Previous Read Date	Previous Meter Read	Current Read Date	Current Meter Read	Multiplier	Usage (kWh)	Actual kW/kVA	Billed kW/kVA
7007112012SD	29	Actual	10/10/2022	0	11/07/2022	✓ 208	1.00	208	-	-
TOTAL								208	0	0

Electric Service Commercial

Service Period: 10/10/2022 to 11/07/2022 ✓

TXU Energy Fixed Price

Base Usage	208 kWh @	\$ 0.0377995	\$7.86
Other Charges - August Anc Serv			\$0.06
Other Charges - July Anc Serv			\$0.05
Market Securitization (Debt) Financing			\$0.16
PUC Assessment			\$0.01
Gross Receipts Reimb			\$0.17

Total Commercial Charges \$8.31

Electric Service Distribution

Service Period: 10/10/2022 to 11/07/2022

Base Charge			\$1.40
Street Lighting - Facilities			\$15.32
Distribution System Charge	208 kWh @	\$ 0.0211058	\$4.39
Transmission Cost Recov Factor	208 kWh @	\$ 0.0100962	\$2.10
Distribution Cost Recovery	208 kWh @	\$ 0.0082212	\$1.71
Transition Charge (TC3)	208 kWh @	\$ 0.0044712	\$0.93
Storm Recovery Charge	208 kWh @	\$ 0.00875	\$1.82
Storm Recovery Tax Credit	208 kWh @	\$ 0.0005769	\$0.12 CR
Regulatory Asset Recovery	208 kWh @	\$ 0.0002885	\$0.06
PUC Assessment			\$0.04
Gross Receipts Reimb			\$0.51

Total Distribution Charges \$28.16

TOTAL CHARGES FOR ESI ID \$36.47 ✓



Customer Name: MATAGORDA COUNTY
 Account Number: 100064844327
 Invoice Number: 054503095162
 Invoice Date: 12/02/2022

ESI ID Detail:

615

Service Address:

FM 616 W STLG 250HPS BLESSING, TX 77419

ESI ID: 10032789402787492

Product:

Fixed Price

Meter ID	Days	Read Type	Previous Read Date	Previous Meter Read	Current Read Date	Current Meter Read	Multiplier	Usage (kWh)	Actual kW/kVA	Billed kW/kVA
7006972189SD	33	Actual	10/28/2022	0	11/29/2022	✓ 832	1.00	832	-	-
TOTAL								832	0	0

Electric Service Commercial

Service Period: 10/28/2022 to 11/29/2022 ✓

TXU Energy Fixed Price

Base Usage	832 kWh @	\$ 0.0377995	\$31.45
Other Charges - August Anc Serv			\$0.23
Market Securitization (Debt) Financing			\$0.62
PUC Assessment			\$0.05

Total Commercial Charges \$32.35

Electric Service Distribution

Service Period: 10/28/2022 to 11/29/2022

Base Charge			\$1.40
Street Lighting - Facilities			\$61.28
Distribution System Charge	832 kWh @	\$ 0.0210938	\$17.55
Transmission Cost Recov Factor	832 kWh @	\$ 0.0101202	\$8.42
Distribution Cost Recovery	832 kWh @	\$ 0.0082212	\$6.84
Transition Charge (TC3)	832 kWh @	\$ 0.0044832	\$3.73
Storm Recovery Charge	832 kWh @	\$ 0.008726	\$7.26
Storm Recovery Tax Credit	832 kWh @	\$ 0.0005649	\$0.47 CR
Regulatory Asset Recovery	832 kWh @	\$ 0.0002644	\$0.22
PUC Assessment			\$0.16

Total Distribution Charges \$106.39

TOTAL CHARGES FOR ESI ID \$138.74 ✓



Customer Name: MATAGORDA COUNTY
 Account Number: 100064844327
 Invoice Number: 054503095162
 Invoice Date: 12/02/2022

615

ESI ID Detail:
 Service Address:
 Product:

139 FM 616 W STLG 250HPS BLESSING, TX 77419
 Fixed Price

ESI ID: 10032789436470608

Meter ID	Days	Read Type	Previous Read Date	Previous Meter Read	Current Read Date	Current Meter Read	Multiplier	Usage (kWh)	Actual kW/kVA	Billed kW/kVA
7005470886SD	33	Actual	10/26/2022	0	11/27/2022	✓ 104	1.00	104	-	-
TOTAL								104	0	0

Electric Service Commercial

Service Period: 10/26/2022 to 11/27/2022 ✓

TXU Energy Fixed Price

Base Usage	104 kWh @	\$ 0.0377995	\$3.93
Other Charges - August Anc Serv			\$0.03
Market Securitization (Debt) Financing			\$0.07
PUC Assessment			\$0.01

Total Commercial Charges \$4.04

Electric Service Distribution

Service Period: 10/26/2022 to 11/27/2022

Base Charge			\$1.40
Street Lighting - Facilities			\$7.66
Distribution System Charge	104 kWh @	\$ 0.0210577	\$2.19
Transmission Cost Recov Factor	104 kWh @	\$ 0.0100962	\$1.05
Distribution Cost Recovery	104 kWh @	\$ 0.0081731	\$0.85
Transition Charge (TC3)	104 kWh @	\$ 0.0045192	\$0.47
Storm Recovery Charge	104 kWh @	\$ 0.00875	\$0.91
Storm Recovery Tax Credit	104 kWh @	\$ 0.0005769	\$0.06 CR
Regulatory Asset Recovery	104 kWh @	\$ 0.0002885	\$0.03
PUC Assessment			\$0.02

Total Distribution Charges \$14.52

TOTAL CHARGES FOR ESI ID \$18.56 ✓



Customer Name: MATAGORDA COUNTY
 Account Number: 100064844327
 Invoice Number: 054503095162
 Invoice Date: 12/02/2022

ESI ID Detail:

Service Address:
 Product:

65

560 FM 616 W UNIT PARK BLESSING, TX 77419
 Fixed Price

ESI ID: 10032789402787491

Meter ID	Days	Read Type	Previous Read Date	Previous Meter Read	Current Read Date	Current Meter Read	Multiplier	Usage (kWh)	Actual kW/kVA	Billed kW/kVA
558783656	33	Actual	10/28/2022	✓ 1,056	11/29/2022	1,061	192.00	960	33	33
TOTAL								960	33	33

Electric Service Commercial

Service Period: 10/28/2022 to 11/29/2022 ✓

TXU Energy Fixed Price

Base Usage	960 kWh @	\$ 0.0377995	\$36.29
Other Charges - August Anc Serv			\$0.87
Market Securitization (Debt) Financing			\$0.72
PUC Assessment			\$0.06

Total Commercial Charges \$37.94

Electric Service Distribution

Service Period: 10/28/2022 to 11/29/2022

Base Charge			\$2.02
Meter Charge			\$12.67
Distribution System Charge	33.2 kW @	\$ 4.869	\$161.65
Transmission Cost Recov Factor	33.2 kW @	\$ 4.174454	\$138.59
Distribution Cost Recovery	33.2 kW @	\$ 0.925306	\$30.72
Transition Charge (TC3)	960 kWh @	\$ 0.008341	\$8.01
Storm Recovery Charge	151.6 kW @	\$ 0.318255	\$48.25
Storm Recovery Tax Credit	151.6 kW @	\$ 0.020105	\$3.05 CR
Regulatory Asset Recovery	33.2 kW @	\$ 0.052535	\$1.74
Energy Efficiency	960 kWh @	\$ 0.001142	\$1.10
PUC Assessment			\$0.58

Total Distribution Charges \$402.28

TOTAL CHARGES FOR ESI ID \$440.22 ✓

000000 10/2022



Customer Name: MATAGORDA COUNTY
 Account Number: 100064844327
 Invoice Number: 054503095162
 Invoice Date: 12/02/2022

615

ESI ID Detail:

Service Address:
 Product:

935 STREETLIGHT STLG 400MV BLESSING, TX 77419
 Fixed Price

ESI ID: 10032789496744773

Meter ID	Days	Read Type	Previous Read Date	Previous Meter Read	Current Read Date	Current Meter Read	Multiplier	Usage (kWh)	Actual kW/kVA	Billed kW/kVA
7005911722MV	33	Actual	10/27/2022	0	11/28/2022	✓ 290	1.00	290	-	-
TOTAL								290	0	0

Electric Service Commercial

Service Period: 10/27/2022 to 11/28/2022 ✓

TXU Energy Fixed Price

Base Usage	290 kWh @	\$ 0.0377995	\$10.96
Other Charges - August Anc Serv			\$0.08
Market Securitization (Debt) Financing			\$0.22
PUC Assessment			\$0.02

Total Commercial Charges \$11.28

Electric Service Distribution

Service Period: 10/27/2022 to 11/28/2022

Base Charge		\$1.40
Street Lighting - Facilities		\$19.24
Distribution System Charge	290 kWh @	\$ 0.0211034 \$6.12
Transmission Cost Recov Factor	290 kWh @	\$ 0.0101034 \$2.93
Distribution Cost Recovery	290 kWh @	\$ 0.0082069 \$2.38
Transition Charge (TC3)	290 kWh @	\$ 0.0044828 \$1.30
Storm Recovery Charge	290 kWh @	\$ 0.0087241 \$2.53
Storm Recovery Tax Credit	290 kWh @	\$ 0.0005517 \$0.16 CR
Regulatory Asset Recovery	290 kWh @	\$ 0.0002759 \$0.08
PUC Assessment		\$0.05

Total Distribution Charges \$35.87

TOTAL CHARGES FOR ESI ID \$47.15 ✓



Customer Name: MATAGORDA COUNTY
 Account Number: 100064844327
 Invoice Number: 054503095162
 Invoice Date: 12/02/2022

595

ESI ID Detail:

Service Address:
 Product:

FM 459 UNIT P43 EL MATON, TX 77440
 Fixed Price

ESI ID: 10032789482241440

Meter ID	Days	Read Type	Previous Read Date	Previous Meter Read	Current Read Date	Current Meter Read	Multiplier	Usage (kWh)	Actual kW/kVA	Billed kW/kVA
169715859	29	Actual	10/11/2022	✓ 1,489	11/08/2022	1,577	1.00	88	-	-
TOTAL								88	0	0

Electric Service Commercial

Service Period: 10/11/2022 to 11/08/2022 ✓

TXU Energy Fixed Price

Base Usage	88 kWh @	\$ 0.0377995	\$3.33
Other Charges - August Anc Serv			\$0.11
Other Charges - July Anc Serv			\$0.39
Market Securitization (Debt) Financing			\$0.06
PUC Assessment			\$0.01

Total Commercial Charges \$3.90

Electric Service Distribution

Service Period: 10/11/2022 to 11/08/2022

Base Charge			\$1.40
Meter Charge			\$4.39
Distribution System Charge	88 kWh @	\$ 0.021093	\$1.86
Transmission Cost Recov Factor	88 kWh @	\$ 0.010116	\$0.89
Distribution Cost Recovery	88 kWh @	\$ 0.008217	\$0.72
Transition Charge (TC3)	88 kWh @	\$ 0.008341	\$0.73
Storm Recovery Charge	88 kWh @	\$ 0.001446	\$0.13
Storm Recovery Tax Credit	88 kWh @	\$ 0.0001	\$0.01 CR
Regulatory Asset Recovery	88 kWh @	\$ 0.000171	\$0.02
Energy Efficiency	88 kWh @	\$ 0.001042	\$0.09
PUC Assessment			\$0.02

Total Distribution Charges \$10.24

TOTAL CHARGES FOR ESI ID \$14.14 ✓



Customer Name: MATAGORDA COUNTY
 Account Number: 100064844327
 Invoice Number: 054503095162
 Invoice Date: 12/02/2022

615

ESI ID Detail:
 Service Address:
 Product:

190 AVENUE F UNIT ANNEX MARKHAM, TX 77456
 Fixed Price

ESI ID: 10032789426253880

Meter ID	Days	Read Type	Previous Read Date	Previous Meter Read	Current Read Date	Current Meter Read	Multiplier	Usage (kWh)	Actual kW/kVA	Billed kW/kVA
157911497	29	Actual	10/19/2022	✓ 8,243	11/16/2022	8,440	1.00	197	2	0
TOTAL								197	2	0

Electric Service Commercial

Service Period: 10/19/2022 to 11/16/2022 ✓

TXU Energy Fixed Price

Base Usage	197 kWh @	\$ 0.0377995	\$7.45
Other Charges - August Anc Serv			\$0.25
Market Securitization (Debt) Financing			\$0.15
PUC Assessment			\$0.01

Total Commercial Charges \$7.86

Electric Service Distribution

Service Period: 10/19/2022 to 11/16/2022

Base Charge			\$1.40
Meter Charge			\$4.39
Distribution System Charge	197 kWh @	\$ 0.021093	\$4.16
Transmission Cost Recov Factor	197 kWh @	\$ 0.010116	\$1.99
Distribution Cost Recovery	197 kWh @	\$ 0.008217	\$1.62
Transition Charge (TC3)	197 kWh @	\$ 0.008341	\$1.64
Storm Recovery Charge	197 kWh @	\$ 0.001446	\$0.28
Storm Recovery Tax Credit	197 kWh @	\$ 0.0001	\$0.02 CR
Regulatory Asset Recovery	197 kWh @	\$ 0.000171	\$0.03
Energy Efficiency	197 kWh @	\$ 0.001042	\$0.21
PUC Assessment			\$0.02

Total Distribution Charges \$15.72

TOTAL CHARGES FOR ESI ID \$23.58 ✓



Customer Name: MATAGORDA COUNTY
Account Number: 100064844327
Invoice Number: 054503095162
Invoice Date: 12/02/2022

ESI ID Detail:
Service Address:
Product:

615

190 AVENUE F UNIT FIRESTA MARKHAM, TX 77456
 Fixed Price

ESI ID: 10032789487564611

Meter ID	Days	Read Type	Previous Read Date	Previous Meter Read	Current Read Date	Current Meter Read	Multiplier	Usage (kWh)	Actual kW/kVA	Billed kW/kVA
122291027	29	Actual	10/19/2022	✓ 60,638	11/16/2022	61,182	1.00	544	-	-
TOTAL								544	0	0

Electric Service Commercial

Service Period: 10/19/2022 to 11/16/2022 ✓

TXU Energy Fixed Price

Base Usage	544 kWh @	\$ 0.0377995	\$20.56
Other Charges - August Anc Serv			\$0.68
Market Securitization (Debt) Financing			\$0.40
PUC Assessment			\$0.04

Total Commercial Charges \$21.68

Electric Service Distribution

Service Period: 10/19/2022 to 11/16/2022

Base Charge			\$1.40
Meter Charge			\$4.39
Distribution System Charge	544 kWh @	\$ 0.021093	\$11.47
Transmission Cost Recov Factor	544 kWh @	\$ 0.010116	\$5.50
Distribution Cost Recovery	544 kWh @	\$ 0.008217	\$4.47
Transition Charge (TC3)	544 kWh @	\$ 0.008341	\$4.54
Storm Recovery Charge	544 kWh @	\$ 0.001446	\$0.79
Storm Recovery Tax Credit	544 kWh @	\$ 0.0001	\$0.05 CR
Regulatory Asset Recovery	544 kWh @	\$ 0.000171	\$0.09
Energy Efficiency	544 kWh @	\$ 0.001042	\$0.57
PUC Assessment			\$0.05

Total Distribution Charges \$33.22

TOTAL CHARGES FOR ESI ID \$54.90 ✓



Customer Name: MATAGORDA COUNTY
 Account Number: 100064844327
 Invoice Number: 054503095162
 Invoice Date: 12/02/2022

ESI ID Detail:
 Service Address:
 Product:

613

1203 COUNTY ROAD 243 UNIT FIRESTA MATAGORDA, TX 77457
 Fixed Price

ESI ID: 10032789427413670

Meter ID	Days	Read Type	Previous Read Date	Previous Meter Read	Current Read Date	Current Meter Read	Multiplier	Usage (kWh)	Actual kW/kVA	Billed kW/kVA
122279171	29	Actual	10/17/2022	✓ 45,205	11/14/2022	45,551	1.00	346	3	3
TOTAL								346	3	3

Electric Service Commercial

Service Period: 10/17/2022 to 11/14/2022 ✓

TXU Energy Fixed Price

Base Usage	346 kWh @	\$ 0.0377995	\$13.08
Other Charges - August Anc Serv			\$0.71
Market Securitization (Debt) Financing			\$0.25
PUC Assessment			\$0.02

Total Commercial Charges \$14.06

Electric Service Distribution

Service Period: 10/17/2022 to 11/14/2022

Base Charge			\$2.02
Meter Charge			\$12.67
Distribution System Charge	2.9 kW @	\$ 4.869	\$14.12
Transmission Cost Recov Factor	2.9 kW @	\$ 4.174454	\$12.11
Distribution Cost Recovery	2.9 kW @	\$ 0.925306	\$2.68
Transition Charge (TC3)	10.3 kW @	\$ 0.794383	\$8.18
Storm Recovery Charge	10.3 kW @	\$ 0.318255	\$3.28
Storm Recovery Tax Credit	10.3 kW @	\$ 0.020105	\$0.21 CR
Regulatory Asset Recovery	2.9 kW @	\$ 0.052535	\$0.15
Energy Efficiency	346 kWh @	\$ 0.001142	\$0.40
PUC Assessment			\$0.07

Total Distribution Charges \$55.47

TOTAL CHARGES FOR ESI ID \$69.53 ✓



Customer Name: MATAGORDA COUNTY
 Account Number: 100064844327
 Invoice Number: 054503095162
 Invoice Date: 12/02/2022

ESI ID Detail:
 Service Address:
 Product:

613

414 FISHER MATAGORDA, TX 77457
 Fixed Price

ESI ID: 10032789427542180

Meter ID	Days	Read Type	Previous Read Date	Previous Meter Read	Current Read Date	Current Meter Read	Multiplier	Usage (kWh)	Actual kW/kVA	Billed kW/kVA
200527912	29	Actual	10/18/2022	✓ 0	11/15/2022	0	1.00	0	-	-
TOTAL								0	0	0

Electric Service Commercial

Service Period: 10/18/2022 to 11/15/2022 ✓
 TXU Energy Fixed Price
 No Usage

\$0.00

Total Commercial Charges \$0.00

Electric Service Distribution

Service Period: 10/18/2022 to 11/15/2022
 Base Charge
 Meter Charge
 PUC Assessment

\$1.40
 \$4.39
 \$0.01

Total Distribution Charges \$5.80

TOTAL CHARGES FOR ESI ID \$5.80 ✓



Customer Name: MATAGORDA COUNTY
 Account Number: 100064844327
 Invoice Number: 054503095162
 Invoice Date: 12/02/2022

ESI ID Detail:
 Service Address:
 Product:

663

115 LAUREL MATAGORDA, TX 77457
 Fixed Price

ESI ID: 10032789495257641

Meter ID	Days	Read Type	Previous Read Date	Previous Meter Read	Current Read Date	Current Meter Read	Multiplier	Usage (kWh)	Actual kW/kVA	Billed kW/kVA
120726105	29	Actual	10/18/2022	✓ 2,692	11/15/2022	2,725	1.00	33	0	0
TOTAL								33	0	0

Electric Service Commercial

Service Period: 10/18/2022 to 11/15/2022 ✓

TXU Energy Fixed Price

Base Usage	33 kWh @	\$ 0.0377995	\$1.25
Other Charges - August Anc Serv			\$0.17
Market Securitization (Debt) Financing			\$0.02

Total Commercial Charges \$1.44

Electric Service Distribution

Service Period: 10/18/2022 to 11/15/2022

Base Charge			\$1.40
Meter Charge			\$4.39
Distribution System Charge	33 kWh @	\$ 0.021093	\$0.70
Transmission Cost Recov Factor	33 kWh @	\$ 0.010116	\$0.33
Distribution Cost Recovery	33 kWh @	\$ 0.008217	\$0.27
Transition Charge (TC3)	33 kWh @	\$ 0.008341	\$0.28
Storm Recovery Charge	33 kWh @	\$ 0.001446	\$0.05
Regulatory Asset Recovery	33 kWh @	\$ 0.000171	\$0.01
Energy Efficiency	33 kWh @	\$ 0.001042	\$0.03
PUC Assessment			\$0.01

Total Distribution Charges \$7.47

TOTAL CHARGES FOR ESI ID \$8.91 ✓



Customer Name: MATAGORDA COUNTY
 Account Number: 100064844327
 Invoice Number: 054503095162
 Invoice Date: 12/02/2022

ESI ID Detail:

613

Service Address:
 Product:

MAGNOLIA ST ODLT 150HPS MATAGORDA, TX 77457
 Fixed Price

ESI ID: 100327894.19199850

Meter ID	Days	Read Type	Previous Read Date	Previous Meter Read	Current Read Date	Current Meter Read	Multiplier	Usage (kWh)	Actual kW/kVA	Billed kW/kVA
7006973193SD	29	Actual	10/18/2022	0	11/15/2022	✓ 57	1.00	57	-	-
TOTAL								57	0	0

Electric Service Commercial

Service Period: 10/18/2022 to 11/15/2022 ✓

TXU Energy Fixed Price

Base Usage	57 kWh @	\$ 0.0377995	\$2.15
Other Charges - August Anc Serv			\$0.02
Market Securitization (Debt) Financing			\$0.04

Total Commercial Charges \$2.21

Electric Service Distribution

Service Period: 10/18/2022 to 11/15/2022

Outdoor Lighting - Facilities			\$4.51
Distribution System Charge	57 kWh @	\$ 0.0210526	\$1.20
Transmission Cost Recov Factor	57 kWh @	\$ 0.0101754	\$0.58
Distribution Cost Recovery	57 kWh @	\$ 0.0082456	\$0.47
Transition Charge (TC3)	57 kWh @	\$ 0.0084211	\$0.48
Storm Recovery Charge	57 kWh @	\$ 0.0087719	\$0.50
Storm Recovery Tax Credit	57 kWh @	\$ 0.0005263	\$0.03 CR
Regulatory Asset Recovery	57 kWh @	\$ 0.0003509	\$0.02
PUC Assessment			\$0.01

Total Distribution Charges \$7.74

TOTAL CHARGES FOR ESI ID \$9.95 ✓



Customer Name: MATAGORDA COUNTY
 Account Number: 100064844327
 Invoice Number: 054503095162
 Invoice Date: 12/02/2022

ESI ID Detail:
 Service Address:
 Product:

613

637 MARKET ST UNIT FIRESTA MATAGORDA, TX 77457
 Fixed Price

ESI ID: 10032789446568110

Meter ID	Days	Read Type	Previous Read Date	Previous Meter Read	Current Read Date	Current Meter Read	Multiplier	Usage (kWh)	Actual kW/kVA	Billed kW/kVA
122330875	29	Actual	10/18/2022	✓ 154,222	11/15/2022	155,174	1.00	952	13	13
TOTAL								952	13	13

Electric Service Commercial

Service Period: 10/18/2022 to 11/15/2022 ✓

TXU Energy Fixed Price

Base Usage	952 kWh @	\$ 0.0377995	\$35.99
Other Charges - August Anc Serv			\$1.72
Market Securitization (Debt) Financing			\$0.71
PUC Assessment			\$0.06

Total Commercial Charges \$38.48

Electric Service Distribution

Service Period: 10/18/2022 to 11/15/2022

Base Charge			\$2.02
Meter Charge			\$12.67
Distribution System Charge	13 kW @	\$ 4.869	\$63.30
Transmission Cost Recov Factor	13 kW @	\$ 4.174454	\$54.27
Distribution Cost Recovery	13 kW @	\$ 0.925306	\$12.03
Transition Charge (TC3)	952 kWh @	\$ 0.008341	\$7.94
Storm Recovery Charge	16.6 kW @	\$ 0.318255	\$5.28
Storm Recovery Tax Credit	16.6 kW @	\$ 0.020105	\$0.33 CR
Regulatory Asset Recovery	13 kW @	\$ 0.052535	\$0.68
Energy Efficiency	952 kWh @	\$ 0.001142	\$1.09
PUC Assessment			\$0.24

Total Distribution Charges \$159.19

TOTAL CHARGES FOR ESI ID \$197.67 ✓

000000 07/05



Customer Name: MATAGORDA COUNTY
 Account Number: 100064844327
 Invoice Number: 054503095162
 Invoice Date: 12/02/2022

ESI ID Detail:

615

Service Address:
 Product:

HIGHWAY 111 ODL MIDFIELD, TX 77458
 Fixed Price

ESI ID: 10032789492176731

Meter ID	Days	Read Type	Previous Read Date	Previous Meter Read	Current Read Date	Current Meter Read	Multiplier	Usage (kWh)	Actual kW/kVA	Billed kW/kVA
7007147859SD	29	Actual	10/04/2022	0	11/01/2022	✓ 104	1.00	104	-	-
TOTAL								104	0	0

Electric Service Commercial

Service Period: 10/04/2022 to 11/01/2022 ✓

TXU Energy Fixed Price

Base Usage	104 kWh @	\$ 0.0377995	\$3.93
Other Charges - July Anc Serv			\$0.02
Other Charges - August Anc Serv			\$0.03
Market Securitization (Debt) Financing			\$0.06
PUC Assessment			\$0.01

Total Commercial Charges \$4.05

Electric Service Distribution

Service Period: 10/04/2022 to 11/01/2022

Outdoor Lighting - Facilities			\$4.98
Distribution System Charge	104 kWh @	\$ 0.0210577	\$2.19
Transmission Cost Recov Factor	104 kWh @	\$ 0.0100962	\$1.05
Distribution Cost Recovery	104 kWh @	\$ 0.0081731	\$0.85
Transition Charge (TC3)	104 kWh @	\$ 0.0083654	\$0.87
Storm Recovery Charge	104 kWh @	\$ 0.00875	\$0.91
Storm Recovery Tax Credit	104 kWh @	\$ 0.0005769	\$0.06 CR
Regulatory Asset Recovery	104 kWh @	\$ 0.0002885	\$0.03
PUC Assessment			\$0.02

Total Distribution Charges \$10.84

TOTAL CHARGES FOR ESI ID \$14.89 ✓



Customer Name: MATAGORDA COUNTY
 Account Number: 100064844327
 Invoice Number: 054503095162
 Invoice Date: 12/02/2022

ESI ID Detail:
 Service Address:
 Product:

615

110 JUNETTA ODLT 150HPS AL MIDFIELD, TX 77458
 Fixed Price

ESI ID: 10032789459047061

Meter ID	Days	Read Type	Previous Read Date	Previous Meter Read	Current Read Date	Current Meter Read	Multiplier	Usage (kWh)	Actual kW/kVA	Billed kW/kVA
7007074246SD	29	Actual	10/04/2022	0	11/01/2022	✓ 57	1.00	57	-	-
TOTAL								57	0	0

Electric Service Commercial

Service Period: 10/04/2022 to 11/01/2022 ✓

TXU Energy Fixed Price

Base Usage	57 kWh @	\$ 0.0377995	\$2.15
Other Charges - July Anc Serv			\$0.01
Other Charges - August Anc Serv			\$0.02
Market Securitization (Debt) Financing			\$0.03

Total Commercial Charges \$2.21

Electric Service Distribution

Service Period: 10/04/2022 to 11/01/2022

Outdoor Lighting - Facilities			\$4.51
Distribution System Charge	57 kWh @	\$ 0.0210526	\$1.20
Transmission Cost Recov Factor	57 kWh @	\$ 0.0101754	\$0.58
Distribution Cost Recovery	57 kWh @	\$ 0.0082456	\$0.47
Transition Charge (TC3)	57 kWh @	\$ 0.0084211	\$0.48
Storm Recovery Charge	57 kWh @	\$ 0.0087719	\$0.50
Storm Recovery Tax Credit	57 kWh @	\$ 0.0005263	\$0.03 CR
Regulatory Asset Recovery	57 kWh @	\$ 0.0003509	\$0.02
PUC Assessment			\$0.01

Total Distribution Charges \$7.74

TOTAL CHARGES FOR ESI ID \$9.95 ✓



Customer Name: MATAGORDA COUNTY
 Account Number: 100064844327
 Invoice Number: 054503095162
 Invoice Date: 12/02/2022

ESI ID Detail:

615

Service Address:
 Product:

RAWLS UNIT FIRESTA MIDFIELD, TX 77458
 Fixed Price

ESI ID: 10032789433412700

Meter ID	Days	Read Type	Previous Read Date	Previous Meter Read	Current Read Date	Current Meter Read	Multiplier	Usage (kWh)	Actual kW/kVA	Billed kW/kVA
136592658	29	Actual	10/04/2022	✓ 129,343	11/01/2022	132,342	1.00	2,999	12	12
TOTAL								2,999	12	12

Electric Service Commercial

Service Period: 10/04/2022 to 11/01/2022 ✓

TXU Energy Fixed Price

Base Usage	2,999 kWh @	\$ 0.0377995	\$113.36
Other Charges - July Anc Serv			\$11.57
Other Charges - August Anc Serv			\$3.38
Market Securitization (Debt) Financing			\$1.79
PUC Assessment			\$0.22

Total Commercial Charges \$130.32

Electric Service Distribution

Service Period: 10/04/2022 to 11/01/2022

Base Charge			\$2.02
Meter Charge			\$12.67
Distribution System Charge	11.7 kW @	\$ 4.869	\$56.97
Transmission Cost Recov Factor	11.7 kW @	\$ 4.174454	\$48.84
Distribution Cost Recovery	11.7 kW @	\$ 0.925306	\$10.83
Transition Charge (TC3)	2,999 kWh @	\$ 0.008341	\$25.01
Storm Recovery Charge	16.9 kW @	\$ 0.318255	\$5.38
Storm Recovery Tax Credit	16.9 kW @	\$ 0.020105	\$0.34 CR
Regulatory Asset Recovery	11.7 kW @	\$ 0.052535	\$0.61
Energy Efficiency	2,999 kWh @	\$ 0.001142	\$3.42
PUC Assessment			\$0.23

Total Distribution Charges \$165.64

TOTAL CHARGES FOR ESI ID \$295.96 ✓



Customer Name: MATAGORDA COUNTY
 Account Number: 100064844327
 Invoice Number: 054503095162
 Invoice Date: 12/02/2022

512

ESI ID Detail:
 Service Address:
 Product:

405 COMMERCE ST PALACIOS, TX 77465-5468
 Fixed Price

ESI ID: 10032789440808411

Meter ID	Days	Read Type	Previous Read Date	Previous Meter Read	Current Read Date	Current Meter Read	Multiplier	Usage (kWh)	Actual kW/kVA	Billed kW/kVA
119430886	29	Actual	10/20/2022	✓ 654,212	11/17/2022	657,308	1.00	3,096	13	13
TOTAL								3,096	13	13

Electric Service Commercial

Service Period: 10/20/2022 to 11/17/2022 ✓

TXU Energy Fixed Price

Base Usage	3,096 kWh @	\$ 0.0377995	\$117.03
Other Charges - August Anc Serv			\$5.17
Market Securitization (Debt) Financing			\$2.31
PUC Assessment			\$0.21
Gross Receipts Reimb			\$1.35

Total Commercial Charges \$126.07

Electric Service Distribution

Service Period: 10/20/2022 to 11/17/2022

Base Charge			\$2.02
Meter Charge			\$12.67
Distribution System Charge	12.6 kW @	\$ 4.869	\$61.35
Transmission Cost Recov Factor	12.6 kW @	\$ 4.174454	\$52.60
Distribution Cost Recovery	12.6 kW @	\$ 0.925306	\$11.66
Transition Charge (TC3)	3,096 kWh @	\$ 0.008341	\$25.82
Storm Recovery Charge	13.8 kW @	\$ 0.318255	\$4.39
Storm Recovery Tax Credit	13.8 kW @	\$ 0.020105	\$0.28 CR
Regulatory Asset Recovery	12.6 kW @	\$ 0.052535	\$0.66
Energy Efficiency	3,096 kWh @	\$ 0.001142	\$3.54
PUC Assessment			\$0.24
Gross Receipts Reimb			\$1.56

Total Distribution Charges \$176.23

TOTAL CHARGES FOR ESI ID \$302.30 ✓

UNIVERSITY OF TEXAS AT AUSTIN



Customer Name: MATAGORDA COUNTY
 Account Number: 100064844327
 Invoice Number: 054503095162
 Invoice Date: 12/02/2022

ESI ID Detail:

614

Service Address:
 Product:

25000 STATE HIGHWAY 35 S PALACIOS, TX 77465-1920
 Fixed Price

ESI ID: 10032789474945242

Meter ID	Days	Read Type	Previous Read Date	Previous Meter Read	Current Read Date	Current Meter Read	Multiplier	Usage (kWh)	Actual kW/kVA	Billed kW/kVA
7005712552SD	29	Actual	10/11/2022	0	11/08/2022	✓ 620	1.00	620	-	-
TOTAL								620	0	0

Electric Service Commercial

Service Period: 10/11/2022 to 11/08/2022 ✓

TXU Energy Fixed Price

Base Usage	620 kWh @	\$ 0.0377995	\$23.44
Other Charges - July Anc Serv			\$0.15
Other Charges - August Anc Serv			\$0.16
Market Securitization (Debt) Financing			\$0.46
PUC Assessment			\$0.04

Total Commercial Charges \$24.25

Electric Service Distribution

Service Period: 10/11/2022 to 11/08/2022

Outdoor Lighting - Facilities			\$21.04
Distribution System Charge	620 kWh @	\$ 0.0210968	\$13.08
Transmission Cost Recov Factor	620 kWh @	\$ 0.0101129	\$6.27
Distribution Cost Recovery	620 kWh @	\$ 0.0082097	\$5.09
Transition Charge (TC3)	620 kWh @	\$ 0.0083387	\$5.17
Storm Recovery Charge	620 kWh @	\$ 0.0087258	\$5.41
Storm Recovery Tax Credit	620 kWh @	\$ 0.0005645	\$0.35 CR
Regulatory Asset Recovery	620 kWh @	\$ 0.0002742	\$0.17
PUC Assessment			\$0.08

Total Distribution Charges \$55.96

TOTAL CHARGES FOR ESI ID \$80.21 ✓



Customer Name: MATAGORDA COUNTY
Account Number: 100064844327
Invoice Number: 054503095162
Invoice Date: 12/02/2022

614

ESI ID Detail:

Service Address:
Product:

25000 STATE HIGHWAY 35 S UNIT P7 PALACIOS, TX 77465-1920
 Fixed Price

ESI ID: 10032789474945241

Meter ID	Days	Read Type	Previous Read Date	Previous Meter Read	Current Read Date	Current Meter Read	Multiplier	Usage (kWh)	Actual kW/kVA	Billed kW/kVA
122240914	29	Actual	10/11/2022	✓ 56,397	11/08/2022	56,647	1.00	250	4	0
TOTAL								250	4	0

Electric Service Commercial

Service Period: 10/11/2022 to 11/08/2022 ✓

TXU Energy Fixed Price

Base Usage	250 kWh @	\$ 0.0377995	\$9.45
Other Charges - August Anc Serv			\$0.32
Other Charges - July Anc Serv			\$1.24
Market Securitization (Debt) Financing			\$0.19
PUC Assessment			\$0.02

Total Commercial Charges \$11.22

Electric Service Distribution

Service Period: 10/11/2022 to 11/08/2022

Base Charge			\$1.40
Meter Charge			\$4.39
Distribution System Charge	250 kWh @	\$ 0.021093	\$5.27
Transmission Cost Recov Factor	250 kWh @	\$ 0.010116	\$2.53
Distribution Cost Recovery	250 kWh @	\$ 0.008217	\$2.05
Transition Charge (TC3)	250 kWh @	\$ 0.008341	\$2.09
Storm Recovery Charge	250 kWh @	\$ 0.001446	\$0.36
Storm Recovery Tax Credit	250 kWh @	\$ 0.0001	\$0.03 CR
Regulatory Asset Recovery	250 kWh @	\$ 0.000171	\$0.04
Energy Efficiency	250 kWh @	\$ 0.001042	\$0.26
PUC Assessment			\$0.03

Total Distribution Charges \$18.39

TOTAL CHARGES FOR ESI ID \$29.61 ✓



Customer Name: MATAGORDA COUNTY
Account Number: 100064844327
Invoice Number: 054503095162
Invoice Date: 12/02/2022

ESI ID Detail:

660

Service Address:
Product:

FM 521 UNIT RR PARK WADSWORTH, TX 77483
 Fixed Price

ESI ID: 10032789412055530

Meter ID	Days	Read Type	Previous Read Date	Previous Meter Read	Current Read Date	Current Meter Read	Multiplier	Usage (kWh)	Actual kW/kVA	Billed kW/kVA
7006966354SD	29	Actual	10/18/2022	0	11/15/2022	✓ 312	1.00	312	-	-
TOTAL								312	0	0

Electric Service Commercial

Service Period: 10/18/2022 to 11/15/2022 ✓

TXU Energy Fixed Price

Base Usage	312 kWh @	\$ 0.0377995	\$11.79
Other Charges - August Anc Serv			\$0.08
Market Securitization (Debt) Financing			\$0.23
PUC Assessment			\$0.02

Total Commercial Charges \$12.12

Electric Service Distribution

Service Period: 10/18/2022 to 11/15/2022

Base Charge			\$1.40
Street Lighting - Facilities			\$22.98
Distribution System Charge	312 kWh @	\$ 0.0210897	\$6.58
Transmission Cost Recov Factor	312 kWh @	\$ 0.0101282	\$3.16
Distribution Cost Recovery	312 kWh @	\$ 0.0082051	\$2.56
Transition Charge (TC3)	312 kWh @	\$ 0.0044872	\$1.40
Storm Recovery Charge	312 kWh @	\$ 0.0087179	\$2.72
Storm Recovery Tax Credit	312 kWh @	\$ 0.0005769	\$0.18 CR
Regulatory Asset Recovery	312 kWh @	\$ 0.0002564	\$0.08
PUC Assessment			\$0.06

Total Distribution Charges \$40.76

TOTAL CHARGES FOR ESI ID \$52.88 ✓



Customer Name: MATAGORDA COUNTY
 Account Number: 100064844327
 Invoice Number: 054503095162
 Invoice Date: 12/02/2022

ESI ID Detail:

Service Address:
 Product:

W60

2001 FM 521 ODLT 400HPS UNIT RR PARK WADSWORTH, TX 77483
 Fixed Price

ESI ID: 10032789420235652

Meter ID	Days	Read Type	Previous Read Date	Previous Meter Read	Current Read Date	Current Meter Read	Multiplier	Usage (kWh)	Actual kW/kVA	Billed kW/kVA
7005369954SD	31	Actual	10/14/2022	0	11/13/2022	✓ 155	1.00	155	-	-
TOTAL								155	0	0

Electric Service Commercial

Service Period: 10/14/2022 to 11/13/2022 ✓

TXU Energy Fixed Price

Base Usage	155 kWh @	\$ 0.0377995	\$5.86
Other Charges - August Anc Serv			\$0.04
Market Securitization (Debt) Financing			\$0.12
PUC Assessment			\$0.01

Total Commercial Charges \$6.03

Electric Service Distribution

Service Period: 10/14/2022 to 11/13/2022

Outdoor Lighting - Facilities			\$5.26
Distribution System Charge	155 kWh @	\$ 0.0210968	\$3.27
Transmission Cost Recov Factor	155 kWh @	\$ 0.010129	\$1.57
Distribution Cost Recovery	155 kWh @	\$ 0.0081935	\$1.27
Transition Charge (TC3)	155 kWh @	\$ 0.0083226	\$1.29
Storm Recovery Charge	155 kWh @	\$ 0.0087097	\$1.35
Storm Recovery Tax Credit	155 kWh @	\$ 0.0005806	\$0.09 CR
Regulatory Asset Recovery	155 kWh @	\$ 0.0002581	\$0.04
PUC Assessment			\$0.02

Total Distribution Charges \$13.98

TOTAL CHARGES FOR ESI ID \$20.01 ✓

Current Charges \$18,250.94

Customer Name: MATAGORDA COUNTY
 Account Number: 100064844327
 Invoice Number: 054503095162
 Invoice Date: 12/02/2022

ESI ID Detail:

Wdo

Service Address:
 Product:

2000 FM 521 ODLT 400HPS UNIT RR PARK WADSWORTH, TX 77483
 Fixed Price

ESI ID: 10032789420235651

Meter ID	Days	Read Type	Previous Read Date	Previous Meter Read	Current Read Date	Current Meter Read	Multiplier	Usage (kWh)	Actual kW/kVA	Billed kW/kVA
7006991419SD	31	Actual	10/14/2022	0	11/13/2022	✓ 310	1.00	310	-	-
TOTAL								310	0	0

Electric Service Commercial

Service Period: 10/14/2022 to 11/13/2022 ✓

TXU Energy Fixed Price

Base Usage	310 kWh @	\$ 0.0377995	\$11.72
Other Charges - August Anc Serv			\$0.09
Market Securitization (Debt) Financing			\$0.23
PUC Assessment			\$0.02

Total Commercial Charges \$12.06

Electric Service Distribution

Service Period: 10/14/2022 to 11/13/2022

Outdoor Lighting - Facilities			\$10.52
Distribution System Charge	310 kWh @	\$ 0.0210968	\$6.54
Transmission Cost Recov Factor	310 kWh @	\$ 0.010129	\$3.14
Distribution Cost Recovery	310 kWh @	\$ 0.0082258	\$2.55
Transition Charge (TC3)	310 kWh @	\$ 0.0083548	\$2.59
Storm Recovery Charge	310 kWh @	\$ 0.0087419	\$2.71
Storm Recovery Tax Credit	310 kWh @	\$ 0.0005806	\$0.18 CR
Regulatory Asset Recovery	310 kWh @	\$ 0.0002581	\$0.08
PUC Assessment			\$0.04

Total Distribution Charges \$27.99

TOTAL CHARGES FOR ESI ID \$40.05 ✓

Customer Name: MATAGORDA COUNTY
 Account Number: 100064844327
 Invoice Number: 054503095162
 Invoice Date: 12/02/2022

612

ESI ID Detail:

Service Address:
 Product:

17817 WOOD PLEDGER, TX 77468-0000
 Fixed Price

ESI ID: 1008901015815710800100

Meter ID	Days	Read Type	Previous Read Date	Previous Meter Read	Current Read Date	Current Meter Read	Multiplier	Usage (kWh)	Actual kW/kVA	Billed kW/kVA
I90851001	31	Actual	10/14/2022	✓ 89,206	11/13/2022	89,449	1.00	243	12	12
TOTAL								243	12	12

Electric Service Commercial

Service Period: 10/14/2022 to 11/13/2022 ✓

TXU Energy Fixed Price

Base Usage	243 kWh @	\$ 0.0377995	\$9.19
Other Charges - August Anc Serv			\$1.11
Market Securitization (Debt) Financing			\$0.18
PUC Assessment			\$0.02

Total Commercial Charges \$10.50

Electric Service Distribution

Service Period: 10/14/2022 to 11/13/2022

Base Charge			\$3.00
Meter Charge			\$7.41
Distribution System Charge	12 kVA @	\$ 4.449167	\$53.39
Transmission Cost Recov Factor	12.12 kVA @	\$ 3.868812	\$46.89
Distribution Cost Recovery	12 kVA @	\$ 0.225833	\$2.71
Transition Charge (TC5)	243 kWh @	\$ 0.002263	\$0.55
Nuclear Decommission	12 kVA @	\$ 0.000833	\$0.01
Energy Efficiency	243 kWh @	\$ 0.000741	\$0.18
PUC Assessment			\$0.19

Total Distribution Charges \$114.33

TOTAL CHARGES FOR ESI ID \$124.83 ✓

Customer Name: MATAGORDA COUNTY
 Account Number: 100064844327
 Invoice Number: 054503095162
 Invoice Date: 12/02/2022

ESI ID Detail:

Service Address:
 Product:

25000 STATE HIGHWAY 35 S UNIT OFFIC PALACIOS, TX 77465-1920
 Fixed Price

ESI ID: 10032789453394875

614

Meter ID	Days	Read Type	Previous Read Date	Previous Meter Read	Current Read Date	Current Meter Read	Multiplier	Usage (kWh)	Actual kW/kVA	Billed kW/kVA
120730531	29	Actual	10/11/2022	✓ 125,166	11/08/2022	125,832	1.00	666	6	0
TOTAL								666	6	0

Electric Service Commercial

Service Period: 10/11/2022 to 11/08/2022 ✓

TXU Energy Fixed Price

Base Usage

666 kWh @ \$ 0.0377995 \$25.17

Other Charges - August Anc Serv

\$1.08

Other Charges - July Anc Serv

\$4.47

Market Securitization (Debt) Financing

\$0.50

PUC Assessment

\$0.05

Total Commercial Charges

\$31.27

Electric Service Distribution

Service Period: 10/11/2022 to 11/08/2022

Base Charge

\$1.40

Meter Charge

\$4.39

Distribution System Charge

666 kWh @ \$ 0.021093 \$14.05

Transmission Cost Recov Factor

666 kWh @ \$ 0.010116 \$6.74

Distribution Cost Recovery

666 kWh @ \$ 0.008217 \$5.47

Transition Charge (TC3)

666 kWh @ \$ 0.008341 \$5.56

Storm Recovery Charge

666 kWh @ \$ 0.001446 \$0.96

Storm Recovery Tax Credit

666 kWh @ \$ 0.0001 \$0.07 CR

Regulatory Asset Recovery

666 kWh @ \$ 0.000171 \$0.11

Energy Efficiency

666 kWh @ \$ 0.001042 \$0.69

PUC Assessment

\$0.05

Total Distribution Charges

\$39.35

TOTAL CHARGES FOR ESI ID

\$70.62 ✓

Customer Name: MATAGORDA COUNTY
 Account Number: 100064844327
 Invoice Number: 054503095162
 Invoice Date: 12/02/2022

ESI ID Detail:

Service Address:
 Product:

FM 521 ODLT 400HPS PALACIOS, TX 77465
 Fixed Price

ESI ID: 10032789465240600

660

Meter ID	Days	Read Type	Previous Read Date	Previous Meter Read	Current Read Date	Current Meter Read	Multiplier	Usage (kWh)	Actual kW/kVA	Billed kW/kVA
7005661310SD	29	Actual	10/12/2022	0	11/09/2022	✓ 155	1.00	155	-	-
TOTAL								155	0	0

Electric Service Commercial

Service Period: 10/12/2022 to 11/09/2022 ✓

TXU Energy Fixed Price

Base Usage	155 kWh @	\$ 0.0377995	\$5.86
Other Charges - July Anc Serv			\$0.04
Other Charges - August Anc Serv			\$0.04
Market Securitization (Debt) Financing			\$0.12
PUC Assessment			\$0.01

Total Commercial Charges \$6.07

Electric Service Distribution

Service Period: 10/12/2022 to 11/09/2022

Outdoor Lighting - Facilities			\$5.26
Distribution System Charge	155 kWh @	\$ 0.0210968	\$3.27
Transmission Cost Recov Factor	155 kWh @	\$ 0.010129	\$1.57
Distribution Cost Recovery	155 kWh @	\$ 0.0081935	\$1.27
Transition Charge (TC3)	155 kWh @	\$ 0.0083226	\$1.29
Storm Recovery Charge	155 kWh @	\$ 0.0087097	\$1.35
Storm Recovery Tax Credit	155 kWh @	\$ 0.0005806	\$0.09 CR
Regulatory Asset Recovery	155 kWh @	\$ 0.0002581	\$0.04
PUC Assessment			\$0.02

Total Distribution Charges \$13.98

TOTAL CHARGES FOR ESI ID \$20.05 ✓

Customer Name: MATAGORDA COUNTY
 Account Number: 100064844327
 Invoice Number: 054503095162
 Invoice Date: 12/02/2022

615

ESI ID Detail:

Service Address: 955 STREETLIGHT STLG MIDFIELD, TX 77458
 Product: Fixed Price

ESI ID: 10032789441468646

Meter ID	Days	Read Type	Previous Read Date	Previous Meter Read	Current Read Date	Current Meter Read	Multiplier	Usage (kWh)	Actual kW/kVA	Billed kW/kVA
7005524968SD	33	Actual	10/26/2022	0	11/27/2022	✓ 367	1.00	367	-	-
TOTAL								367	0	0

Electric Service Commercial

Service Period: 10/26/2022 to 11/27/2022 ✓

TXU Energy Fixed Price

Base Usage	367 kWh @	\$ 0.0377995	\$13.87
Other Charges - August Anc Serv			\$0.10
Market Securitization (Debt) Financing			\$0.27
PUC Assessment			\$0.02

Total Commercial Charges \$14.26

Electric Service Distribution

Service Period: 10/26/2022 to 11/27/2022

Base Charge		\$1.40
Street Lighting - Facilities		\$7.02
Distribution System Charge	367 kWh @	\$ 0.0210899 \$7.74
Transmission Cost Recov Factor	367 kWh @	\$ 0.010109 \$3.71
Distribution Cost Recovery	367 kWh @	\$ 0.0082289 \$3.02
Transition Charge (TC3)	367 kWh @	\$ 0.0044959 \$1.65
Storm Recovery Charge	367 kWh @	\$ 0.0087193 \$3.20
Storm Recovery Tax Credit	367 kWh @	\$ 0.0005722 \$0.21 CR
Regulatory Asset Recovery	367 kWh @	\$ 0.0002725 \$0.10
PUC Assessment		\$0.04

Total Distribution Charges \$27.67

TOTAL CHARGES FOR ESI ID \$41.93

Customer Name: MATAGORDA COUNTY
 Account Number: 100064844327
 Invoice Number: 054503095162
 Invoice Date: 12/02/2022

ESI ID Detail:

615

Service Address:
 Product:

RAWLS ODL MIDFIELD, TX 77458
 Fixed Price

ESI ID: 10032789461418841

Meter ID	Days	Read Type	Previous Read Date	Previous Meter Read	Current Read Date	Current Meter Read	Multiplier	Usage (kWh)	Actual kW/kVA	Billed kW/kVA
7007068113SD	29	Actual	10/04/2022	0	11/01/2022	✓ 104	1.00	104	-	-
TOTAL								104	0	0

Electric Service Commercial

Service Period: 10/04/2022 to 11/01/2022 ✓

TXU Energy Fixed Price

Base Usage	104 kWh @	\$ 0.0377995	\$3.93
Other Charges - July Anc Serv			\$0.02
Other Charges - August Anc Serv			\$0.03
Market Securitization (Debt) Financing			\$0.06
PUC Assessment			\$0.01

Total Commercial Charges \$4.05

Electric Service Distribution

Service Period: 10/04/2022 to 11/01/2022

Outdoor Lighting - Facilities			\$4.98
Distribution System Charge	104 kWh @	\$ 0.0210577	\$2.19
Transmission Cost Recov Factor	104 kWh @	\$ 0.0100962	\$1.05
Distribution Cost Recovery	104 kWh @	\$ 0.0081731	\$0.85
Transition Charge (TC3)	104 kWh @	\$ 0.0027885	\$0.29
Storm Recovery Charge	104 kWh @	\$ 0.00875	\$0.91
Storm Recovery Tax Credit	104 kWh @	\$ 0.0005769	\$0.06 CR
Regulatory Asset Recovery	104 kWh @	\$ 0.0002885	\$0.03
PUC Assessment			\$0.02

Total Distribution Charges \$10.26

TOTAL CHARGES FOR ESI ID \$14.31 ✓

Customer Name: MATAGORDA COUNTY
 Account Number: 100064844327
 Invoice Number: 054503095162
 Invoice Date: 12/02/2022

ESI ID Detail:
 Service Address:
 Product:

615

110 JUNETTA AVE MIDFIELD, TX 77458
 Fixed Price

ESI ID: 10032789459047060

Meter ID	Days	Read Type	Previous Read Date	Previous Meter Read	Current Read Date	Current Meter Read	Multiplier	Usage (kWh)	Actual kW/kVA	Billed kW/kVA
157104699	29	Actual	10/04/2022	✓ 7,350	11/01/2022	7,482	1.00	132	10	10
TOTAL								132	10	10

Electric Service Commercial

Service Period: 10/04/2022 to 11/01/2022 ✓

TXU Energy Fixed Price

Base Usage	132 kWh @	\$ 0.0377995	\$4.99
Other Charges - July Anc Serv			\$0.77
Other Charges - August Anc Serv			\$0.27
Market Securitization (Debt) Financing			\$0.07
PUC Assessment			\$0.01

Total Commercial Charges \$6.11

Electric Service Distribution

Service Period: 10/04/2022 to 11/01/2022

Base Charge			\$2.02
Meter Charge			\$12.67
Distribution System Charge	9.8 kW @	\$ 4.869	\$47.72
Transmission Cost Recov Factor	9.8 kW @	\$ 4.174454	\$40.91
Distribution Cost Recovery	9.8 kW @	\$ 0.925306	\$9.07
Transition Charge (TC3)	132 kWh @	\$ 0.008341	\$1.10
Storm Recovery Charge	19 kW @	\$ 0.318255	\$6.05
Storm Recovery Tax Credit	19 kW @	\$ 0.020105	\$0.38 CR
Regulatory Asset Recovery	9.8 kW @	\$ 0.052535	\$0.51
Energy Efficiency	132 kWh @	\$ 0.001142	\$0.15
PUC Assessment			\$0.19

Total Distribution Charges \$120.01

TOTAL CHARGES FOR ESI ID \$126.12 ✓

Customer Name: MATAGORDA COUNTY
 Account Number: 100064844327
 Invoice Number: 054503095162
 Invoice Date: 12/02/2022

ESI ID Detail:
 Service Address:
 Product:

662

2 RIVER BEND ODLT 400HPS MATAGORDA, TX 77457
 Fixed Price

ESI ID: 10032789432664941

Meter ID	Days	Read Type	Previous Read Date	Previous Meter Read	Current Read Date	Current Meter Read	Multiplier	Usage (kWh)	Actual kW/kVA	Billed kW/kVA
7006992918SD	29	Actual	10/18/2022	0	11/15/2022	✓ 155	1.00	155	-	-
TOTAL								155	0	0

Electric Service Commercial

Service Period: 10/18/2022 to 11/15/2022 ✓

TXU Energy Fixed Price

Base Usage	155 kWh @	\$ 0.0377995	\$5.86
Other Charges - August Anc Serv			\$0.04
Market Securitization (Debt) Financing			\$0.12
PUC Assessment			\$0.01

Total Commercial Charges \$6.03

Electric Service Distribution

Service Period: 10/18/2022 to 11/15/2022

Outdoor Lighting - Facilities			\$5.26
Distribution System Charge	155 kWh @	\$ 0.0210968	\$3.27
Transmission Cost Recov Factor	155 kWh @	\$ 0.010129	\$1.57
Distribution Cost Recovery	155 kWh @	\$ 0.0081935	\$1.27
Transition Charge (TC3)	155 kWh @	\$ 0.0083226	\$1.29
Storm Recovery Charge	155 kWh @	\$ 0.0087097	\$1.35
Storm Recovery Tax Credit	155 kWh @	\$ 0.0005806	\$0.09 CR
Regulatory Asset Recovery	155 kWh @	\$ 0.0002581	\$0.04
PUC Assessment			\$0.02

Total Distribution Charges \$13.98

TOTAL CHARGES FOR ESI ID \$20.01 ✓

Customer Name: MATAGORDA COUNTY
 Account Number: 100064844327
 Invoice Number: 054503095162
 Invoice Date: 12/02/2022

ESI ID Detail:

663

Service Address:
 Product:

487 MAGNOLIA ST UNIT COUNTY MATAGORDA, TX 77457
 Fixed Price

ESI ID: 10032789414370120

Meter ID	Days	Read Type	Previous Read Date	Previous Meter Read	Current Read Date	Current Meter Read	Multiplier	Usage (kWh)	Actual kW/kVA	Billed kW/kVA
122332798	30	Actual	10/17/2022	✓ 125,319	11/15/2022	125,993	1.00	674	6	0
TOTAL								674	6	0

Electric Service Commercial

Service Period: 10/17/2022 to 11/15/2022 ✓

TXU Energy Fixed Price

Base Usage	674 kWh @	\$ 0.0377995	\$25.48
Other Charges - August Anc Serv			\$1.25
Market Securitization (Debt) Financing			\$0.51
PUC Assessment			\$0.05

Total Commercial Charges \$27.29

Electric Service Distribution

Service Period: 10/17/2022 to 11/15/2022

Base Charge			\$1.40
Meter Charge			\$4.39
Distribution System Charge	674 kWh @	\$ 0.021093	\$14.22
Transmission Cost Recov Factor	674 kWh @	\$ 0.010116	\$6.82
Distribution Cost Recovery	674 kWh @	\$ 0.008217	\$5.54
Transition Charge (TC3)	674 kWh @	\$ 0.008341	\$5.62
Storm Recovery Charge	674 kWh @	\$ 0.001446	\$0.97
Storm Recovery Tax Credit	674 kWh @	\$ 0.0001	\$0.07 CR
Regulatory Asset Recovery	674 kWh @	\$ 0.000171	\$0.12
Energy Efficiency	674 kWh @	\$ 0.001042	\$0.70
PUC Assessment			\$0.06

Total Distribution Charges \$39.77

TOTAL CHARGES FOR ESI ID \$67.06 ✓

Customer Name: MATAGORDA COUNTY
 Account Number: 100064844327
 Invoice Number: 054503095162
 Invoice Date: 12/02/2022

613

ESI ID Detail:

Service Address:
 Product:

772 LAUREL SEASONAL METER MATAGORDA, TX 77467
 Fixed Price

ESI ID: 10032789417127397

Meter ID	Days	Read Type	Previous Read Date	Previous Meter Read	Current Read Date	Current Meter Read	Multiplier	Usage (kWh)	Actual kW/kVA	Billed kW/kVA
148896249	29	Actual	10/18/2022	2,026	11/15/2022	2,031	1.00	5	0	0
TOTAL								5	0	0

Electric Service Commercial

Service Period: 10/18/2022 to 11/15/2022 ✓

TXU Energy Fixed Price

Base Usage

5 kWh @ \$ 0.0377995 \$0.19

Other Charges - August Anc Serv

\$0.01

Total Commercial Charges \$0.20

Electric Service Distribution

Service Period: 10/18/2022 to 11/15/2022

Base Charge

\$1.40

Meter Charge

\$4.39

Distribution System Charge

5 kWh @ \$ 0.021093 \$0.11

Transmission Cost Recov Factor

5 kWh @ \$ 0.010116 \$0.05

Distribution Cost Recovery

5 kWh @ \$ 0.008217 \$0.04

Transition Charge (TC3)

5 kWh @ \$ 0.008341 \$0.04

Storm Recovery Charge

5 kWh @ \$ 0.001446 \$0.01

Energy Efficiency

5 kWh @ \$ 0.001042 \$0.01

PUC Assessment

\$0.01

Total Distribution Charges \$6.06

TOTAL CHARGES FOR ESI ID \$6.26 ✓

Customer Name: MATAGORDA COUNTY
 Account Number: 100064844327
 Invoice Number: 054503095162
 Invoice Date: 12/02/2022

595

ESI ID Detail:

Service Address:
 Product:

OLD GULF RD UNIT STATION COLLECT STA MATAGORDA, TX 77457
 Fixed Price

ESI ID: 10032789494278861

Meter ID	Days	Read Type	Previous Read Date	Previous Meter Read	Current Read Date	Current Meter Read	Multiplier	Usage (kWh)	Actual kW/kVA	Billed kW/kVA
119431822	31	Actual	10/14/2022	✓ 2,460	11/13/2022	2,486	1.00	26	0	0
TOTAL								26	0	0

Electric Service Commercial

Service Period: 10/14/2022 to 11/13/2022 ✓

TXU Energy Fixed Price

Base Usage

26 kWh @ \$ 0.0377995 \$0.98

Other Charges - August Anc Serv

\$0.05

Market Securitization (Debt) Financing

\$0.02

Total Commercial Charges \$1.05

Electric Service Distribution

Service Period: 10/14/2022 to 11/13/2022

Base Charge

\$1.40

Meter Charge

\$4.39

Distribution System Charge

26 kWh @ \$ 0.021093 \$0.55

Transmission Cost Recov Factor

26 kWh @ \$ 0.010116 \$0.26

Distribution Cost Recovery

26 kWh @ \$ 0.008217 \$0.21

Transition Charge (TC3)

26 kWh @ \$ 0.008341 \$0.22

Storm Recovery Charge

26 kWh @ \$ 0.001446 \$0.04

Energy Efficiency

26 kWh @ \$ 0.001042 \$0.03

PUC Assessment

\$0.01

Total Distribution Charges \$7.11

TOTAL CHARGES FOR ESI ID \$8.16

Customer Name: MATAGORDA COUNTY
 Account Number: 100064844327
 Invoice Number: 054503095162
 Invoice Date: 12/02/2022

ESI ID Detail: **462**

Service Address: 18 COUNTY ROAD 252 MATAGORDA, TX 77457
 Product: Fixed Price

ESI ID: 10032789403973976

Meter ID	Days	Read Type	Previous Read Date	Previous Meter Read	Current Read Date	Current Meter Read	Multiplier	Usage (kWh)	Actual kW/kVA	Billed kW/kVA
119711668	29	Actual	10/18/2022	✓ 172,020	11/15/2022	172,340	1.00	320	4	0
TOTAL								320	4	0

Electric Service Commercial

Service Period: 10/18/2022 to 11/15/2022 ✓

TXU Energy Fixed Price

Base Usage	320 kWh @	\$ 0.0377995	\$12.10
Other Charges - August Anc Serv			\$1.78
Market Securitization (Debt) Financing			\$0.24
PUC Assessment			\$0.02

Total Commercial Charges \$14.14

Electric Service Distribution

Service Period: 10/18/2022 to 11/15/2022

Base Charge			\$1.40
Meter Charge			\$4.39
Distribution System Charge	320 kWh @	\$ 0.021093	\$6.75
Transmission Cost Recov Factor	320 kWh @	\$ 0.010116	\$3.24
Distribution Cost Recovery	320 kWh @	\$ 0.008217	\$2.63
Transition Charge (TC3)	320 kWh @	\$ 0.008341	\$2.67
Storm Recovery Charge	320 kWh @	\$ 0.001446	\$0.46
Storm Recovery Tax Credit	320 kWh @	\$ 0.0001	\$0.03 CR
Regulatory Asset Recovery	320 kWh @	\$ 0.000171	\$0.05
Energy Efficiency	320 kWh @	\$ 0.001042	\$0.33
PUC Assessment			\$0.03

Total Distribution Charges \$21.92

TOTAL CHARGES FOR ESI ID \$36.06 ✓

Customer Name: MATAGORDA COUNTY
 Account Number: 100064844327
 Invoice Number: 054503095162
 Invoice Date: 12/02/2022

ESI ID Detail:

464

Service Address:
 Product:

190 AVENUE F UNIT JP OFF MARKHAM, TX 77456
 Fixed Price

ESI ID: 10032789461015050

Meter ID	Days	Read Type	Previous Read Date	Previous Meter Read	Current Read Date	Current Meter Read	Multiplier	Usage (kWh)	Actual kW/kVA	Billed kW/kVA
163788084	29	Actual	10/19/2022	✓ 19,847	11/16/2022	20,469	1.00	622	-	-
TOTAL								622	0	0

Electric Service Commercial

Service Period: 10/19/2022 to 11/16/2022 ✓

TXU Energy Fixed Price

Base Usage	622 kWh @	\$ 0.0377995	\$23.51
Other Charges - Augst Anc Serv			\$0.97
Market Securitization (Debt) Financing			\$0.46
PUC Assessment			\$0.04

Total Commercial Charges \$24.98

Electric Service Distribution

Service Period: 10/19/2022 to 11/16/2022

Base Charge			\$1.40
Meter Charge			\$4.39
Distribution System Charge	622 kWh @	\$ 0.021093	\$13.12
Transmission Cost Recov Factor	622 kWh @	\$ 0.010116	\$6.29
Distribution Cost Recovery	622 kWh @	\$ 0.008217	\$5.11
Transition Charge (TC3)	622 kWh @	\$ 0.008341	\$5.19
Storm Recovery Charge	622 kWh @	\$ 0.001446	\$0.90
Storm Recovery Tax Credit	622 kWh @	\$ 0.0001	\$0.06 CR
Regulatory Asset Recovery	622 kWh @	\$ 0.000171	\$0.11
Energy Efficiency	622 kWh @	\$ 0.001042	\$0.65
PUC Assessment			\$0.05

Total Distribution Charges \$37.15

TOTAL CHARGES FOR ESI ID \$62.13 ✓

Customer Name: MATAGORDA COUNTY
 Account Number: 100064844327
 Invoice Number: 054503095162
 Invoice Date: 12/02/2022

ESI ID Detail:

615

Service Address:
 Product:

190 AVENUE F UNIT COMMNT MARKHAM, TX 77456
 Fixed Price

ESI ID: 10032789476839780

Meter ID	Days	Read Type	Previous Read Date	Previous Meter Read	Current Read Date	Current Meter Read	Multiplier	Usage (kWh)	Actual kW/kVA	Billed kW/kVA
122330835	29	Actual	10/19/2022	✓ 129,756	11/16/2022	131,315	1.00	1,559	26	26
TOTAL								1,559	26	26

Electric Service Commercial

Service Period: 10/19/2022 to 11/16/2022 ✓

TXU Energy Fixed Price

Base Usage	1,559 kWh @	\$ 0.0377995	\$58.93
Other Charges - August Anc Serv			\$1.84
Market Securitization (Debt) Financing			\$1.16
PUC Assessment			\$0.10

Total Commercial Charges \$62.03

Electric Service Distribution

Service Period: 10/19/2022 to 11/16/2022

Base Charge			\$2.02
Meter Charge			\$12.67
Distribution System Charge	26.3 kW @	\$ 4.869	\$128.05
Transmission Cost Recov Factor	26.3 kW @	\$ 4.174454	\$109.79
Distribution Cost Recovery	26.3 kW @	\$ 0.925306	\$24.34
Transition Charge (TC3)	1,559 kWh @	\$ 0.008341	\$13.00
Storm Recovery Charge	26.3 kW @	\$ 0.318255	\$8.37
Storm Recovery Tax Credit	26.3 kW @	\$ 0.020105	\$0.53 CR
Regulatory Asset Recovery	26.3 kW @	\$ 0.052535	\$1.38
Energy Efficiency	1,559 kWh @	\$ 0.001142	\$1.78
PUC Assessment			\$0.47

Total Distribution Charges \$301.34

TOTAL CHARGES FOR ESI ID \$363.37 ✓

Customer Name: MATAGORDA COUNTY
 Account Number: 100064844327
 Invoice Number: 054503095162
 Invoice Date: 12/02/2022

ESI ID Detail:

615

Service Address:
 Product:

190 AVENUE F ODLT 400HPS MARKHAM, TX 77456
 Fixed Price

ESI ID: 10032789476839781

Meter ID	Days	Read Type	Previous Read Date	Previous Meter Read	Current Read Date	Current Meter Read	Multiplier	Usage (kWh)	Actual kW/kVA	Billed kW/kVA
7007105031OT	29	Actual	10/19/2022	0	11/16/2022	✓ 155	1.00	155	-	-
TOTAL								155	0	0

Electric Service Commercial

Service Period: 10/19/2022 to 11/16/2022 ✓

TXU Energy Fixed Price

Base Usage

155 kWh @ \$ 0.0377995 \$5.86

Other Charges - August Anc Serv

\$0.04

Market Securitization (Debt) Financing

\$0.12

PUC Assessment

\$0.01

Total Commercial Charges \$6.03

Electric Service Distribution

Service Period: 10/19/2022 to 11/16/2022

Outdoor Lighting - Facilities

\$5.26

Distribution System Charge

155 kWh @ \$ 0.0210968 \$3.27

Transmission Cost Recov Factor

155 kWh @ \$ 0.010129 \$1.57

Distribution Cost Recovery

155 kWh @ \$ 0.0081935 \$1.27

Transition Charge (TC3)

155 kWh @ \$ 0.0083226 \$1.29

Storm Recovery Charge

155 kWh @ \$ 0.0087097 \$1.35

Storm Recovery Tax Credit

155 kWh @ \$ 0.0005806 \$0.09 CR

Regulatory Asset Recovery

155 kWh @ \$ 0.0002581 \$0.04

PUC Assessment

\$0.02

Total Distribution Charges \$13.98

TOTAL CHARGES FOR ESI ID \$20.01 ✓

Customer Name: MATAGORDA COUNTY
 Account Number: 100064844327
 Invoice Number: 054503095162
 Invoice Date: 12/02/2022

65

ESI ID Detail:

Service Address:
 Product:

932 STREETLIGHT UNIT 175MV BLESSING, TX 77419
 Fixed Price

ESI ID: 10032789496744772

Meter ID	Days	Read Type	Previous Read Date	Previous Meter Read	Current Read Date	Current Meter Read	Multiplier	Usage (kWh)	Actual kW/kVA	Billed kW/kVA
7007144530MV	33	Actual	10/27/2022	0	11/28/2022	✓ 70	1.00	70	-	-
TOTAL								70	0	0

Electric Service Commercial

Service Period: 10/27/2022 to 11/28/2022 ✓

TXU Energy Fixed Price

Base Usage 70 kWh @ \$ 0.0377995 \$2.64
 Other Charges - August Anc Serv \$0.02
 Market Securitization (Debt) Financing \$0.05

Total Commercial Charges \$2.71

Electric Service Distribution

Service Period: 10/27/2022 to 11/28/2022

Base Charge \$1.40
 Street Lighting - Facilities \$5.87
 Distribution System Charge 70 kWh @ \$ 0.0211429 \$1.48
 Transmission Cost Recov Factor 70 kWh @ \$ 0.0101429 \$0.71
 Distribution Cost Recovery 70 kWh @ \$ 0.0082857 \$0.58
 Transition Charge (TC3) 70 kWh @ \$ 0.0044286 \$0.31
 Storm Recovery Charge 70 kWh @ \$ 0.0087143 \$0.61
 Storm Recovery Tax Credit 70 kWh @ \$ 0.0005714 \$0.04 CR
 Regulatory Asset Recovery 70 kWh @ \$ 0.0002857 \$0.02
 PUC Assessment \$0.02

Total Distribution Charges \$10.96

TOTAL CHARGES FOR ESI ID \$13.67 ✓

Customer Name: MATAGORDA COUNTY
 Account Number: 100064844327
 Invoice Number: 054503095162
 Invoice Date: 12/02/2022

ESI ID Detail:

615

Service Address:
 Product:

201 FM 616 W UNIT SEWLIFT BLESSING, TX 77419
 Fixed Price

ESI ID: 10032789497890130

Meter ID	Days	Read Type	Previous Read Date	Previous Meter Read	Current Read Date	Current Meter Read	Multiplier	Usage (kWh)	Actual kW/kVA	Billed kW/kVA
119426810	33	Actual	10/28/2022	✓ 57,016	11/29/2022	57,046	1.00	30	0	0
TOTAL								30	0	0

Electric Service Commercial

Service Period: 10/28/2022 to 11/29/2022 ✓

TXU Energy Fixed Price

Base Usage	30 kWh @	\$ 0.0377995	\$1.13
Other Charges - August Anc Serv			\$0.81
Market Securitization (Debt) Financing			\$0.02

Total Commercial Charges \$1.96

Electric Service Distribution

Service Period: 10/28/2022 to 11/29/2022

Base Charge		\$1.40
Meter Charge		\$4.39
Distribution System Charge	30 kWh @	\$ 0.021093 \$0.63
Transmission Cost Recov Factor	30 kWh @	\$ 0.010116 \$0.30
Distribution Cost Recovery	30 kWh @	\$ 0.008217 \$0.25
Transition Charge (TC3)	30 kWh @	\$ 0.008341 \$0.25
Storm Recovery Charge	30 kWh @	\$ 0.001446 \$0.04
Regulatory Asset Recovery	30 kWh @	\$ 0.000171 \$0.01
Energy Efficiency	30 kWh @	\$ 0.001042 \$0.03
PUC Assessment		\$0.01

Total Distribution Charges \$7.31

TOTAL CHARGES FOR ESI ID \$9.27

Customer Name: MATAGORDA COUNTY
 Account Number: 100064844327
 Invoice Number: 054503095162
 Invoice Date: 12/02/2022

ESI ID Detail:
 Service Address:
 Product:

615

FM 616 W UNIT COUNTY BLESSING, TX 77419
 Fixed Price

ESI ID: 10032789461693260

Meter ID	Days	Read Type	Previous Read Date	Previous Meter Read	Current Read Date	Current Meter Read	Multiplier	Usage (kWh)	Actual kW/kVA	Billed kW/kVA
161176296	33	Actual	10/28/2022	✓ 25,847	11/29/2022	26,799	1.00	952	15	15
TOTAL								952	15	15

Electric Service Commercial

Service Period: 10/28/2022 to 11/29/2022 ✓

TXU Energy Fixed Price

Base Usage	952 kWh @	\$ 0.0377995	\$35.99
Other Charges - August Anc Serv			\$1.08
Market Securitization (Debt) Financing			\$0.71
PUC Assessment			\$0.06

Total Commercial Charges \$37.84

Electric Service Distribution

Service Period: 10/28/2022 to 11/29/2022

Base Charge			\$2.02
Meter Charge			\$12.67
Distribution System Charge	15.4 kW @	\$ 4.869	\$74.98
Transmission Cost Recov Factor	15.4 kW @	\$ 4.174454	\$64.29
Distribution Cost Recovery	15.4 kW @	\$ 0.925306	\$14.25
Transition Charge (TC3)	952 kWh @	\$ 0.008341	\$7.94
Storm Recovery Charge	15.6 kW @	\$ 0.318255	\$4.96
Storm Recovery Tax Credit	15.6 kW @	\$ 0.020105	\$0.31 CR
Regulatory Asset Recovery	15.4 kW @	\$ 0.052535	\$0.81
Energy Efficiency	952 kWh @	\$ 0.001142	\$1.09
PUC Assessment			\$0.28

Total Distribution Charges \$182.98

TOTAL CHARGES FOR ESI ID \$220.82

Customer Name: MATAGORDA COUNTY
 Account Number: 100064844327
 Invoice Number: 054503095162
 Invoice Date: 12/02/2022

ESI ID Detail:
 Service Address:
 Product:

615

AVENUE C UNIT PRKLITE BLESSING, TX 77419
 Fixed Price

ESI ID: 10032789478079271

Meter ID	Days	Read Type	Previous Read Date	Previous Meter Read	Current Read Date	Current Meter Read	Multiplier	Usage (kWh)	Actual kW/kVA	Billed kW/kVA
144074530	33	Actual	10/28/2022	✓ 15,902	11/29/2022	16,201	1.00	299	1	0
TOTAL								299	1	0

Electric Service Commercial

Service Period: 10/28/2022 to 11/29/2022 ✓

TXU Energy Fixed Price

Base Usage	299 kWh @	\$ 0.0377995	\$11.30
Other Charges - August Anc Serv			\$0.36
Market Securitization (Debt) Financing			\$0.22
PUC Assessment			\$0.02

Total Commercial Charges \$11.90

Electric Service Distribution

Service Period: 10/28/2022 to 11/29/2022

Base Charge			\$1.40
Meter Charge			\$4.39
Distribution System Charge	299 kWh @	\$ 0.021093	\$6.31
Transmission Cost Recov Factor	299 kWh @	\$ 0.010116	\$3.02
Distribution Cost Recovery	299 kWh @	\$ 0.008217	\$2.46
Transition Charge (TC3)	299 kWh @	\$ 0.008341	\$2.49
Storm Recovery Charge	299 kWh @	\$ 0.001446	\$0.43
Storm Recovery Tax Credit	299 kWh @	\$ 0.0001	\$0.03 CR
Regulatory Asset Recovery	299 kWh @	\$ 0.000171	\$0.05
Energy Efficiency	299 kWh @	\$ 0.001042	\$0.31
PUC Assessment			\$0.03

Total Distribution Charges \$20.86

TOTAL CHARGES FOR ESI ID \$32.76 ✓

Customer Name: MATAGORDA COUNTY
 Account Number: 100064844327
 Invoice Number: 054503095162
 Invoice Date: 12/02/2022

ESI ID Detail:

615

Service Address:

FM 616 W BLESSING, TX 77419

ESI ID: 10032789461693261

Product:

Fixed Price

Meter ID	Days	Read Type	Previous Read Date	Previous Meter Read	Current Read Date	Current Meter Read	Multiplier	Usage (kWh)	Actual kW/kVA	Billed kW/kVA
7007074015SD	33	Actual	10/28/2022	0	11/29/2022	✓ 39	1.00	39	-	-
TOTAL								39	0	0

Electric Service Commercial

Service Period: 10/28/2022 to 11/29/2022 ✓

TXU Energy Fixed Price

Base Usage

39 kWh @ \$ 0.0377995

\$1.47

Other Charges - August Anc Serv

\$0.01

Market Securitization (Debt) Financing

\$0.03

Total Commercial Charges \$1.51

Electric Service Distribution

Service Period: 10/28/2022 to 11/29/2022

Outdoor Lighting - Facilities

\$4.51

Distribution System Charge

39 kWh @ \$ 0.0210256

\$0.82

Transmission Cost Recov Factor

39 kWh @ \$ 0.01

\$0.39

Distribution Cost Recovery

39 kWh @ \$ 0.0082051

\$0.32

Transition Charge (TC3)

39 kWh @ \$ 0.0084615

\$0.33

Storm Recovery Charge

39 kWh @ \$ 0.0087179

\$0.34

Storm Recovery Tax Credit

39 kWh @ \$ 0.0005128

\$0.02 CR

Regulatory Asset Recovery

39 kWh @ \$ 0.0002564

\$0.01

PUC Assessment

\$0.01

Total Distribution Charges \$6.71

TOTAL CHARGES FOR ESI ID \$8.22 ✓

Customer Name: MATAGORDA COUNTY
 Account Number: 100064844327
 Invoice Number: 054503095162
 Invoice Date: 12/02/2022

ESI ID Detail:

Service Address:
 Product:

NICHOLS AVE UNIT 400FLD1 BAY CITY, TX 77414
 Fixed Price

ESI ID: 10032789485513552

612

Meter ID	Days	Read Type	Previous Read Date	Previous Meter Read	Current Read Date	Current Meter Read	Multiplier	Usage (kWh)	Actual kW/kVA	Billed kW/kVA
7007116680SD	33	Actual	10/26/2022	0	11/27/2022	✓ 310	1.00	310		
TOTAL								310	0	0

Electric Service Commercial

Service Period: 10/26/2022 to 11/27/2022 ✓

TXU Energy Fixed Price

Base Usage	310 kWh @	\$ 0.0377995	\$11.72
Other Charges - August Anc Serv			\$0.09
Market Securitization (Debt) Financing			\$0.23
PUC Assessment			\$0.02
Gross Receipts Reimb			\$0.25

Total Commercial Charges \$12.31

Electric Service Distribution

Service Period: 10/26/2022 to 11/27/2022

Outdoor Lighting - Facilities			\$10.52
Distribution System Charge	310 kWh @	\$ 0.0210968	\$6.54
Transmission Cost Recov Factor	310 kWh @	\$ 0.010129	\$3.14
Distribution Cost Recovery	310 kWh @	\$ 0.0082258	\$2.55
Transition Charge (TC3)	310 kWh @	\$ 0.0083548	\$2.59
Storm Recovery Charge	310 kWh @	\$ 0.0087419	\$2.71
Storm Recovery Tax Credit	310 kWh @	\$ 0.0005806	\$0.18 CR
Regulatory Asset Recovery	310 kWh @	\$ 0.0002581	\$0.08
PUC Assessment			\$0.04
Gross Receipts Reimb			\$0.46

Total Distribution Charges \$28.45

TOTAL CHARGES FOR ESI ID \$40.76

Customer Name: MATAGORDA COUNTY
 Account Number: 100064844327
 Invoice Number: 054503095162
 Invoice Date: 12/02/2022

ESI ID Detail: **612**
 Service Address:
 Product:

3588 1/2 NICHOLS AVE BAY CITY, TX 77414-7383
 Fixed Price

ESI ID: 10032789479928771

Meter ID	Days	Read Type	Previous Read Date	Previous Meter Read	Current Read Date	Current Meter Read	Multiplier	Usage (kWh)	Actual kW/kVA	Billed kW/kVA
7005770635SD	29	Actual	10/06/2022	0	11/03/2022	✓ 57	1.00	57	-	-
TOTAL								57	0	0

Electric Service Commercial

Service Period: 10/06/2022 to 11/03/2022 ✓

TXU Energy Fixed Price

Base Usage	57 kWh @	\$ 0.0377995	\$2.15
Other Charges - July Anc Serv			\$0.01
Other Charges - August Anc Serv			\$0.02
Market Securitization (Debt) Financing			\$0.03
Gross Receipts Reimb			\$0.05

Total Commercial Charges \$2.26

Electric Service Distribution

Service Period: 10/06/2022 to 11/03/2022

Outdoor Lighting - Facilities			\$4.51
Distribution System Charge	57 kWh @	\$ 0.0210526	\$1.20
Transmission Cost Recov Factor	57 kWh @	\$ 0.0101754	\$0.58
Distribution Cost Recovery	57 kWh @	\$ 0.0082456	\$0.47
Transition Charge (TC3)	57 kWh @	\$ 0.0084211	\$0.48
Storm Recovery Charge	57 kWh @	\$ 0.0087719	\$0.50
Storm Recovery Tax Credit	57 kWh @	\$ 0.0005263	\$0.03 CR
Regulatory Asset Recovery	57 kWh @	\$ 0.0003509	\$0.02
PUC Assessment			\$0.01
Gross Receipts Reimb			\$0.14

Total Distribution Charges \$7.88

TOTAL CHARGES FOR ESI ID \$10.14 ✓

Customer Name: MATAGORDA COUNTY
 Account Number: 100064844327
 Invoice Number: 054503095162
 Invoice Date: 12/02/2022

ESI ID Detail:

62

Service Address:
 Product:

STATE HIGHWAY 60 STLG 250HPSA BAY CITY, TX 77414
 Fixed Price

ESI ID: 10032789423558520

Meter ID	Days	Read Type	Previous Read Date	Previous Meter Read	Current Read Date	Current Meter Read	Multiplier	Usage (kWh)	Actual kW/kVA	Billed kW/kVA
7006982603SD	31	Actual	10/21/2022	0	11/20/2022	✓ 104	1.00	104	-	-
TOTAL								104	0	0

Electric Service Commercial

Service Period: 10/21/2022 to 11/20/2022 ✓

TXU Energy Fixed Price

Base Usage	104 kWh @	\$ 0.0377995	\$3.93
Other Charges - August Anc Serv			\$0.03
Market Securitization (Debt) Financing			\$0.07
PUC Assessment			\$0.01

Total Commercial Charges \$4.04

Electric Service Distribution

Service Period: 10/21/2022 to 11/20/2022

Base Charge			\$1.40
Street Lighting - Facilities			\$7.66
Distribution System Charge	104 kWh @	\$ 0.0210577	\$2.19
Transmission Cost Recov Factor	104 kWh @	\$ 0.0100962	\$1.05
Distribution Cost Recovery	104 kWh @	\$ 0.0081731	\$0.85
Transition Charge (TC3)	104 kWh @	\$ 0.0045192	\$0.47
Storm Recovery Charge	104 kWh @	\$ 0.00875	\$0.91
Storm Recovery Tax Credit	104 kWh @	\$ 0.0005769	\$0.06 CR
Regulatory Asset Recovery	104 kWh @	\$ 0.0002885	\$0.03
PUC Assessment			\$0.02

Total Distribution Charges \$14.52

TOTAL CHARGES FOR ESI ID \$18.56 ✓

Customer Name: MATAGORDA COUNTY
 Account Number: 100064844327
 Invoice Number: 054503095162
 Invoice Date: 12/02/2022

6661

ESI ID Detail:

Service Address:

4511 FM 2668 UNIT 9 BAY CITY, TX 77414-3991

ESI ID: 10032789443561762.

Product:

Fixed Price

Meter ID	Days	Read Type	Previous Read Date	Previous Meter Read	Current Read Date	Current Meter Read	Multiplier	Usage (kWh)	Actual kW/kVA	Billed kW/kVA
590613354	29	Actual	10/06/2022	553	11/03/2022	614	40.00	2,440	20	20
TOTAL								2,440	20	20

Electric Service Commercial

Service Period: 10/06/2022 to 11/03/2022 ✓

TXU Energy Fixed Price

Base Usage	2,440 kWh @	\$ 0.0377995	\$92.23
Other Charges - July Anc Serv			\$1.77
Other Charges - August Anc Serv			\$0.51
Market Securitization (Debt) Financing			\$1.45
PUC Assessment			\$0.16

Total Commercial Charges \$96.12

Electric Service Distribution

Service Period: 10/06/2022 to 11/03/2022

Base Charge			\$2.02
Meter Charge			\$12.67
Distribution System Charge	19.8 kW @	\$ 4.869	\$96.41
Transmission Cost Recov Factor	19.8 kW @	\$ 4.174454	\$82.65
Distribution Cost Recovery	19.8 kW @	\$ 0.925306	\$18.32
Transition Charge (TC3)	2,440 kWh @	\$ 0.008341	\$20.35
Storm Recovery Charge	19.8 kW @	\$ 0.318255	\$6.30
Storm Recovery Tax Credit	19.8 kW @	\$ 0.020105	\$0.40 CR
Regulatory Asset Recovery	19.8 kW @	\$ 0.052535	\$1.04
Energy Efficiency	2,440 kWh @	\$ 0.001142	\$2.79
PUC Assessment			\$0.36

Total Distribution Charges \$242.51

TOTAL CHARGES FOR ESI ID \$338.63 ✓

Customer Name: MATAGORDA COUNTY
 Account Number: 100064844327
 Invoice Number: 054503095162
 Invoice Date: 12/02/2022

ESI ID Detail:

Service Address:
 Product:

661

4511 FM 2668 UNIT 7 BAY CITY, TX 77414-3991
 Fixed Price

ESI ID: 10032789420166760

Meter ID	Days	Read Type	Previous Read Date	Previous Meter Read	Current Read Date	Current Meter Read	Multiplier	Usage (kWh)	Actual kW/kVA	Billed kW/kVA
142588863	29	Actual	10/06/2022	✓2,028	11/03/2022	2,083	1.00	55	2	0
TOTAL								55	2	0

Electric Service Commercial

Service Period: 10/06/2022 to 11/03/2022 ✓

TXU Energy Fixed Price

Base Usage	55 kWh @	\$ 0.0377995	\$2.08
Other Charges - July Anc Serv			\$0.04
Other Charges - August Anc Serv			\$0.01
Market Securitization (Debt) Financing			\$0.03

Total Commercial Charges \$2.16

Electric Service Distribution

Service Period: 10/06/2022 to 11/03/2022

Base Charge		\$1.40
Meter Charge		\$4.39
Distribution System Charge	55 kWh @	\$ 0.021093 \$1.16
Transmission Cost Recov Factor	55 kWh @	\$ 0.010116 \$0.56
Distribution Cost Recovery	55 kWh @	\$ 0.008217 \$0.45
Transition Charge (TC3)	55 kWh @	\$ 0.008341 \$0.46
Storm Recovery Charge	55 kWh @	\$ 0.001446 \$0.08
Storm Recovery Tax Credit	55 kWh @	\$ 0.0001 \$0.01 CR
Regulatory Asset Recovery	55 kWh @	\$ 0.000171 \$0.01
Energy Efficiency	55 kWh @	\$ 0.001042 \$0.06
PUC Assessment		\$0.01

Total Distribution Charges \$8.57

TOTAL CHARGES FOR ESI ID \$10.73 ✓

Customer Name: MATAGORDA COUNTY
 Account Number: 100064844327
 Invoice Number: 054503095162
 Invoice Date: 12/02/2022

ESI ID Detail: *Wd*

Service Address: 4511 FM 2688 UNIT 5 BAY CITY, TX 77414-3991
 Product: Fixed Price

ESI ID: 10032789444026850

Meter ID	Days	Read Type	Previous Read Date	Previous Meter Read	Current Read Date	Current Meter Read	Multiplier	Usage (kWh)	Actual kW/kVA	Billed kW/kVA
151900075	29	Actual	10/06/2022	✓ 16,647	11/03/2022	17,487	1.00	840	15	15
TOTAL								840	15	15

Electric Service Commercial
 Service Period: 10/06/2022 to 11/03/2022 ✓
 TXU Energy Fixed Price
 Base Usage 840 kWh @ \$ 0.0377995 \$31.75
 Other Charges - July Anc Serv \$1.10
 Other Charges - August Anc Serv \$0.27
 Market Securitization (Debt) Financing \$0.51
 PUC Assessment \$0.06

Total Commercial Charges \$33.69

Electric Service Distribution
 Service Period: 10/06/2022 to 11/03/2022
 Base Charge \$2.02
 Meter Charge \$12.67
 Distribution System Charge 15 kW @ \$ 4.869 \$73.04
 Transmission Cost Recov Factor 15 kW @ \$ 4.174454 \$62.62
 Distribution Cost Recovery 15 kW @ \$ 0.925306 \$13.88
 Transition Charge (TC3) 19 kW @ \$ 0.794383 \$15.09
 Storm Recovery Charge 19 kW @ \$ 0.318255 \$6.05
 Storm Recovery Tax Credit 19 kW @ \$ 0.020105 \$0.38 CR
 Regulatory Asset Recovery 15 kW @ \$ 0.052535 \$0.79
 Energy Efficiency 840 kWh @ \$ 0.001142 \$0.96
 PUC Assessment \$0.28

Total Distribution Charges \$187.02

TOTAL CHARGES FOR ESI ID \$220.71 ✓

Customer Name: MATAGORDA COUNTY
 Account Number: 100064844327
 Invoice Number: 054503095162
 Invoice Date: 12/02/2022

ESI ID Detail:

661

Service Address:
 Product:

4511 FM 2668 UNIT 3 BAY CITY, TX 77414-3991
 Fixed Price

ESI ID: 10032789406762840

Meter ID	Days	Read Type	Previous Read Date	Previous Meter Read	Current Read Date	Current Meter Read	Multiplier	Usage (kWh)	Actual kW/kVA	Billed kW/kVA
171155561	29	Actual	10/06/2022	✓ 4,448	11/03/2022	4,971	1.00	523	8	8
TOTAL								523	8	8

Electric Service Commercial

Service Period: 10/06/2022 to 11/03/2022 ✓

TXU Energy Fixed Price

Base Usage	523 kWh @	\$ 0.0377995	\$19.77
Other Charges - July Anc Serv			\$1.61
Other Charges - August Anc Serv			\$0.34
Market Securitization (Debt) Financing			\$0.32
PUC Assessment			\$0.04

Total Commercial Charges \$22.08

Electric Service Distribution

Service Period: 10/06/2022 to 11/03/2022

Base Charge			\$2.02
Meter Charge			\$12.67
Distribution System Charge	8.3 kW @	\$ 4.869	\$40.41
Transmission Cost Recov Factor	8.3 kW @	\$ 4.174454	\$34.65
Distribution Cost Recovery	8.3 kW @	\$ 0.925306	\$7.68
Transition Charge (TC3)	25.4 kW @	\$ 0.794383	\$20.18
Storm Recovery Charge	25.4 kW @	\$ 0.318255	\$8.08
Storm Recovery Tax Credit	25.4 kW @	\$ 0.020105	\$0.51 CR
Regulatory Asset Recovery	8.3 kW @	\$ 0.052535	\$0.44
Energy Efficiency	523 kWh @	\$ 0.001142	\$0.60
PUC Assessment			\$0.16

Total Distribution Charges \$126.38

TOTAL CHARGES FOR ESI ID \$148.46 ✓

Customer Name: MATAGORDA COUNTY
 Account Number: 100064844327
 Invoice Number: 054503095162
 Invoice Date: 12/02/2022

ESI ID Detail:

661

Service Address:
 Product:

4511 FM 2668 UNIT 1 BAY CITY, TX 77414-3991
 Fixed Price

ESI ID: 10032789419218250

Meter ID	Days	Read Type	Previous Read Date	Previous Meter Read	Current Read Date	Current Meter Read	Multiplier	Usage (kWh)	Actual kW/kVA	Billed kW/kVA
592403229	29	Actual	10/06/2022	✓ 135	11/03/2022	203	160.00	10,880	67	68
TOTAL								10,880	67	68

Electric Service Commercial

Service Period: 10/06/2022 to 11/03/2022 ✓

TXU Energy Fixed Price

Base Usage	10,880 kWh @	\$ 0.0377995	\$411.26
Other Charges - July Anc Serv			\$25.10
Other Charges - August Anc Serv			\$5.84
Market Securitization (Debt) Financing			\$6.50
PUC Assessment			\$0.75

Total Commercial Charges \$449.45

Electric Service Distribution

Service Period: 10/06/2022 to 11/03/2022

Base Charge			\$2.02
Meter Charge			\$12.67
Distribution System Charge	67.7 kW @	\$ 4.869	\$329.63
Transmission Cost Recov Factor	67.7 kW @	\$ 4.174454	\$282.61
Distribution Cost Recovery	67.7 kW @	\$ 0.925306	\$62.64
Transition Charge (TC3)	10,880 kWh @	\$ 0.008341	\$90.75
Storm Recovery Charge	100.6 kW @	\$ 0.318255	\$32.02
Storm Recovery Tax Credit	100.6 kW @	\$ 0.020105	\$2.02 CR
Regulatory Asset Recovery	67.7 kW @	\$ 0.052535	\$3.56
Energy Efficiency	10,880 kWh @	\$ 0.001142	\$12.42
PUC Assessment			\$1.18

Total Distribution Charges \$827.48

TOTAL CHARGES FOR ESI ID \$1,276.93 ✓

Customer Name: MATAGORDA COUNTY
 Account Number: 100064844327
 Invoice Number: 054503095162
 Invoice Date: 12/02/2022

ESI ID Detail:

512

Service Address:
 Product:

2323 AVENUE E BAY CITY, TX 77414-6001
 Fixed Price

ESI ID: 10032789405892400

Meter ID	Days	Read Type	Previous Read Date	Previous Meter Read	Current Read Date	Current Meter Read	Multiplier	Usage (kWh)	Actual kW/kVA	Billed kW/kVA
558782187	33	Actual	10/28/2022	✓ 38,476	11/29/2022	38,741	192.00	50,880	94	94
TOTAL								50,880	94	94

Electric Service Commercial

Service Period: 10/28/2022 to 11/29/2022 ✓

TXU Energy Fixed Price

Base Usage	50,880 kWh @	\$ 0.0377995	\$1,923.24
Other Charges - August Anc Serv			\$52.67
Market Securitization (Debt) Financing			\$37.95
PUC Assessment			\$3.37
Gross Receipts Reimb			\$41.04

Total Commercial Charges \$2,058.27

Electric Service Distribution

Service Period: 10/28/2022 to 11/29/2022

Base Charge		\$2.02
Meter Charge		\$12.67
Distribution System Charge	94.1 kW @	\$ 4.869 \$458.17
Transmission Cost Recov Factor	94.1 kW @	\$ 4.174454 \$392.82
Distribution Cost Recovery	94.1 kW @	\$ 0.925306 \$87.07
Transition Charge (TC3)	100.3 kW @	\$ 0.794383 \$79.68
Storm Recovery Charge	100.3 kW @	\$ 0.318255 \$31.92
Storm Recovery Tax Credit	100.3 kW @	\$ 0.020105 \$2.02 CR
Regulatory Asset Recovery	94.1 kW @	\$ 0.052535 \$4.94
Energy Efficiency	50,880 kWh @	\$ 0.001142 \$58.10
PUC Assessment		\$1.70
Gross Receipts Reimb		\$20.66

Total Distribution Charges \$1,147.73

TOTAL CHARGES FOR ESI ID \$3,206.00 ✓

Customer Name: MATAGORDA COUNTY
 Account Number: 100064844327
 Invoice Number: 054503095162
 Invoice Date: 12/02/2022

ESI ID Detail: **612**
 Service Address:
 Product:

NICHOLS AVE UNIT 400FLD2 BAY CITY, TX 77414
 Fixed Price

ESI ID: 10032789485513551

Meter ID	Days	Read Type	Previous Read Date	Previous Meter Read	Current Read Date	Current Meter Read	Multiplier	Usage (kWh)	Actual kW/kVA	Billed kW/kVA
7007116651SD	33	Actual	10/26/2022	0	11/27/2022	✓ 155	1.00	155		
TOTAL								155	0	0

Electric Service Commercial

Service Period: 10/26/2022 to 11/27/2022 ✓

TXU Energy Fixed Price

Base Usage	155 kWh @	\$ 0.0377995	\$5.86
Other Charges - August Anc Serv			\$0.04
Market Securitization (Debt) Financing			\$0.12
PUC Assessment			\$0.01

Total Commercial Charges \$6.03

Electric Service Distribution

Service Period: 10/26/2022 to 11/27/2022

Outdoor Lighting - Facilities			\$5.26
Distribution System Charge	155 kWh @	\$ 0.0210968	\$3.27
Transmission Cost Recov Factor	155 kWh @	\$ 0.010129	\$1.57
Distribution Cost Recovery	155 kWh @	\$ 0.0081935	\$1.27
Transition Charge (TC3)	155 kWh @	\$ 0.0083226	\$1.29
Storm Recovery Charge	155 kWh @	\$ 0.0087097	\$1.35
Storm Recovery Tax Credit	155 kWh @	\$ 0.0005806	\$0.09 CR
Regulatory Asset Recovery	155 kWh @	\$ 0.0002581	\$0.04
PUC Assessment			\$0.02

Total Distribution Charges \$13.98

TOTAL CHARGES FOR ESI ID \$20.01 ✓



Customer Name: MATAGORDA COUNTY
 Account Number: 100064844327
 Invoice Number: 054503095162
 Invoice Date: 12/02/2022

ESI ID Detail:

508

Service Address:
 Product:

2200 7TH ST BAY CITY, TX 77414-5254
 Fixed Price

ESI ID: 10032789456726070

Meter ID	Days	Read Type	Previous Read Date	Previous Meter Read	Current Read Date	Current Meter Read	Multiplier	Usage (kWh)	Actual kW/kVA	Billed kW/kVA
558785152	29	Actual	10/04/2022	✓ 69,397	11/01/2022	70,055	40.00	26,320	107	107
TOTAL								26,320	107	107

Electric Service Commercial

Service Period: 10/04/2022 to 11/01/2022 ✓
 TXU Energy Fixed Price

Base Usage	26,320 kWh @	\$ 0.0377995	\$994.88
Other Charges - July Anc Serv			\$105.50
Other Charges - August Anc Serv			\$28.29
Market Securitization (Debt) Financing			\$15.72
PUC Assessment			\$1.91
Gross Recelpts Reimb			\$23.32

Total Commercial Charges \$1,169.62

Electric Service Distribution

Service Period: 10/04/2022 to 11/01/2022

Base Charge			\$2.02
Meter Charge			\$12.67
Distribution System Charge	106.7 kW @	\$ 4.869	\$519.52
Transmission Cost Recov Factor	106.7 kW @	\$ 4.174454	\$445.41
Distribution Cost Recovery	106.7 kW @	\$ 0.925306	\$98.73
Transition Charge (TC3)	106.7 kW @	\$ 0.794383	\$84.76
Storm Recovery Charge	106.7 kW @	\$ 0.318255	\$33.96
Storm Recovery Tax Credit	106.7 kW @	\$ 0.020105	\$2.15 CR
Regulatory Asset Recovery	106.7 kW @	\$ 0.052535	\$5.61
Energy Efficiency	26,320 kWh @	\$ 0.001142	\$30.06
PUC Assessment			\$1.86
Gross Recelpts Reimb			\$22.66

Total Distribution Charges \$1,255.11

TOTAL CHARGES FOR ESI ID \$2,424.73

Customer Name: MATAGORDA COUNTY
 Account Number: 100064844327
 Invoice Number: 054503095162
 Invoice Date: 12/02/2022

ESI ID Detail:

510

Service Address:
 Product:

1700 7TH ST BAY CITY, TX 77414-5080
 Fixed Price

ESI ID: 10032789496308881

Meter ID	Days	Read Type	Previous Read Date	Previous Meter Read	Current Read Date	Current Meter Read	Multiplier	Usage (kWh)	Actual kW/kVA	Billed kW/kVA
558026869	33	Actual	10/28/2022	✓ 46,242	11/29/2022	46,631	192.00	74,688	182	181
TOTAL								74,688	182	181

Electric Service Commercial

Service Period: 10/28/2022 to 11/29/2022 ✓

TXU Energy Fixed Price

Base Usage

74,688 kWh @ \$ 0.0377995 \$2,823.17

Other Charges - August Anc Serv

\$81.40

Market Securitization (Debt) Financing

\$55.71

PUC Assessment

\$4.95

Gross Receipts Reimb

\$60.32

Total Commercial Charges \$3,025.55

Electric Service Distribution

Service Period: 10/28/2022 to 11/29/2022

Base Charge

\$2.02

Meter Charge

\$12.67

Distribution System Charge

181.4 kW @ \$ 4.869 \$883.24

Transmission Cost Recov Factor

181.4 kW @ \$ 4.174454 \$757.25

Distribution Cost Recovery

181.4 kW @ \$ 0.925306 \$167.85

Transition Charge (TC3)

181.4 kW @ \$ 0.794383 \$144.10

Storm Recovery Charge

181.4 kW @ \$ 0.318255 \$57.73

Storm Recovery Tax Credit

181.4 kW @ \$ 0.020105 \$3.65 CR

Regulatory Asset Recovery

181.4 kW @ \$ 0.052535 \$9.53

Energy Efficiency

74,688 kWh @ \$ 0.001142 \$85.29

PUC Assessment

\$3.20

Gross Receipts Reimb

\$39.01

Total Distribution Charges \$2,158.24

TOTAL CHARGES FOR ESI ID \$5,183.79 ✓

Customer Name: MATAGORDA COUNTY
 Account Number: 100064844327
 Invoice Number: 054503095162
 Invoice Date: 12/02/2022

ESI ID Facility ID	Service Address	Start Service End Service	kWh Actual kW/kVA	Commercial TDU Charges	Commercial Taxes TDU Taxes	Total Charges	Flag
10032789476079271	AVENUE C UNIT PRKLITE BLESSING, TX 77419	10/28/2022 11/29/2022	299 1	\$11.90 \$20.86	\$0.00 \$0.00	\$32.76	
10032789436470608	139 FM 616 W STLG 250HPS BLESSING, TX 77419	10/26/2022 11/27/2022	104 -	\$4.04 \$14.52	\$0.00 \$0.00	\$18.56	
10032789461693260	FM 616 W UNIT COUNTY BLESSING, TX 77419	10/28/2022 11/29/2022	952 15	\$37.84 \$182.98	\$0.00 \$0.00	\$220.82	
10032789402787491	560 FM 616 W UNIT PARK BLESSING, TX 77419	10/28/2022 11/29/2022	960 33	\$37.94 \$402.28	\$0.00 \$0.00	\$440.22	
10032789497890130	201 FM 616 W UNIT SEWLIFT BLESSING, TX 77419	10/28/2022 11/29/2022	30 -	\$1.96 \$7.31	\$0.00 \$0.00	\$9.27	
10032789496744773	935 STREETLIGHT STLG 400MV BLESSING, TX 77419	10/27/2022 11/28/2022	290 -	\$11.28 \$35.87	\$0.00 \$0.00	\$47.15	
10032789496744772	932 STREETLIGHT UNIT 175MV BLESSING, TX 77419	10/27/2022 11/28/2022	70 -	\$2.71 \$10.96	\$0.00 \$0.00	\$13.67	
10032789482241440	FM 459 UNIT P43 EL MATON, TX 77440	10/11/2022 11/08/2022	88 -	\$3.90 \$10.24	\$0.00 \$0.00	\$14.14	
10032789476839781	190 AVENUE F ODLT 400HPS MARKHAM, TX 77456	10/19/2022 11/16/2022	155 -	\$6.03 \$13.98	\$0.00 \$0.00	\$20.01	
10032789426253880	190 AVENUE F UNIT ANNEX MARKHAM, TX 77456	10/19/2022 11/16/2022	197 2	\$7.86 \$15.72	\$0.00 \$0.00	\$23.58	
10032789476839780	190 AVENUE F UNIT COMM CNT MARKHAM, TX 77456	10/19/2022 11/16/2022	1,559 26	\$62.03 \$301.34	\$0.00 \$0.00	\$363.37	
10032789487564611	190 AVENUE F UNIT FIRESTA MARKHAM, TX 77456	10/19/2022 11/16/2022	544 -	\$21.68 \$33.22	\$0.00 \$0.00	\$54.90	
10032789461015050	190 AVENUE F UNIT JP OFF MARKHAM, TX 77456	10/19/2022 11/16/2022	622 -	\$24.98 \$37.15	\$0.00 \$0.00	\$62.13	
10032789427413670	1203 COUNTY ROAD 243 UNIT FIRESTA MATAGORDA, TX 77457	10/17/2022 11/14/2022	346 3	\$14.06 \$55.47	\$0.00 \$0.00	\$69.53	
10032789403973976	18 COUNTY ROAD 252 MATAGORDA, TX 77457	10/18/2022 11/15/2022	320 4	\$14.14 \$21.92	\$0.00 \$0.00	\$36.06	
10032789427542180	414 FISHER MATAGORDA, TX 77457	10/18/2022 11/15/2022	- -	\$0.00 \$5.80	\$0.00 \$0.00	\$5.80	
10032789494278861	OLD GULF RD UNIT STATION COLLECT STA MATAGORDA, TX 77457	10/14/2022 11/13/2022	26 -	\$1.05 \$7.11	\$0.00 \$0.00	\$8.16	
10032789495257641	115 LAUREL MATAGORDA, TX 77457	10/18/2022 11/15/2022	33 -	\$1.44 \$7.47	\$0.00 \$0.00	\$8.91	
10032789417127397	772 LAUREL SEASONAL METER MATAGORDA, TX 77457	10/18/2022 11/15/2022	5 -	\$0.20 \$6.06	\$0.00 \$0.00	\$6.26	
10032789419199850	MAGNOLIA ST ODLT 150HPS MATAGORDA, TX 77457	10/18/2022 11/15/2022	57 -	\$2.21 \$7.74	\$0.00 \$0.00	\$9.95	
10032789414370120	487 MAGNOLIA ST UNIT COUNTY MATAGORDA, TX 77457	10/17/2022 11/15/2022	674 6	\$27.29 \$39.77	\$0.00 \$0.00	\$67.06	
10032789446568110	637 MARKET ST UNIT FIRESTA MATAGORDA, TX 77457	10/18/2022 11/15/2022	952 13	\$38.48 \$159.19	\$0.00 \$0.00	\$197.67	
10032789432664941	2 RIVER BEND ODLT 400HPS MATAGORDA, TX 77457	10/18/2022 11/15/2022	155 -	\$6.03 \$13.98	\$0.00 \$0.00	\$20.01	
10032789492176731	HIGHWAY 111 ODL MIDFIELD, TX 77458	10/04/2022 11/01/2022	104 -	\$4.05 \$10.84	\$0.00 \$0.00	\$14.89	
10032789459047060	110 JUNETTA AVE MIDFIELD, TX 77458	10/04/2022 11/01/2022	132 10	\$6.11 \$120.01	\$0.00 \$0.00	\$126.12	

Customer Name: MATAGORDA COUNTY
Account Number: 100064844327
Invoice Number: 054503095162
Invoice Date: 12/02/2022

Important Information

Your satisfaction is our top priority. Do you have feedback? Email us at txuexec@txu.com or write us at TXU Energy Executive Feedback, PO Box 650764, Dallas, TX 75265-0764. The amount billed may include price changes allowed by law or regulatory actions. See an unauthorized charge on your bill? Call us toll-free at 1-866-898-3465 (8:30AM - 5:30PM M-F), and we'll work to resolve any issues. If you're not satisfied with the resolution, you may file a complaint with the Public Utility Commission of Texas PO Box 13326, Austin, TX 78711-3326; (512)936-7120 or toll-free in Texas (888)782-8477. Hearing and speech-impaired individuals with text telephones (TTY) may contact the Public Utility Commission of Texas at (512)936-7136.

Account Summary Detail

Previous Balance	\$	18,735.65
Credits/Payments	\$	0.00
Balance Forward	\$	18,735.65
Debits/Charges		
Late Payment Penalty	\$	5.78
Subtotal	\$	5.78